



U01501BRM

SURFACE MOUNT BRIDGE RECTIFIER

VOLTAGE 100 Volts **POWER** 350mWatts

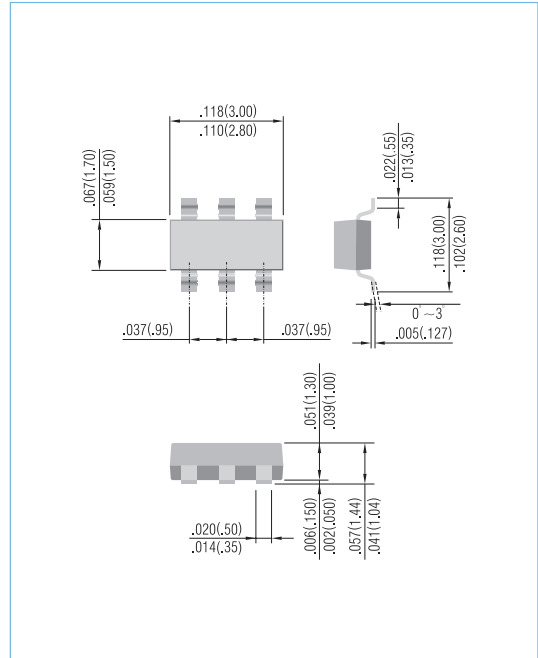
SOT23-6L Unit: inch (mm)

FEATURES

- Electrically Identical to Standard JEDEC
- High Conductance
- Surface Mount Package Ideally Suited for Automatic Insertion.
- In compliance with EU RoHS 2002/95/EC directives

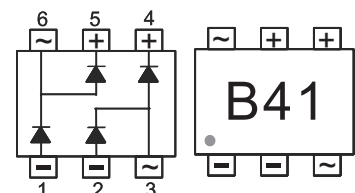
MECHANICAL DATA

Case: SOT23-6L plastic case.
 Terminals : Solderable per MIL-STD-750,Method 2026
 Standard packaging: 8mm tape
 Weight: approximately 0.013g



MAXIMUM RATINGS AND ELECTRICAL CHARACTERISTICS (T_J=25°C unless otherwise noted)

PARAMETER	SYMBOL	U01501BRM	UNITS
Marking Code		B41	
Reverse Voltage	V _R	75	V
Peak Reverse Voltage	V _{RM}	100	V
RMS Voltage	V _{RMS}	50	V
Maximum DC Blocking Voltage	V _{DC}	75	V
Maximum Average Forward Current at T _A =25°C	I _{AV}	150	mA
Peak Forward Surge Current, 1.0us	I _{FSM}	2	A
Power Dissipation Derate Above 25°C	P _{TOT}	350	mW
Maximum Forward Voltage	V _F	1.25@0.15A	V
Maximum DC Reverse Current at Rated DC Blocking Voltage T _J = 25°C	I _R	0.025@20V 2.5@75V	uA
Maximum Thermal Resistance	R _{θJA}	357	°C / W
Storage Temperature Range	T _J	-55 to +150	°C





U01501BRM

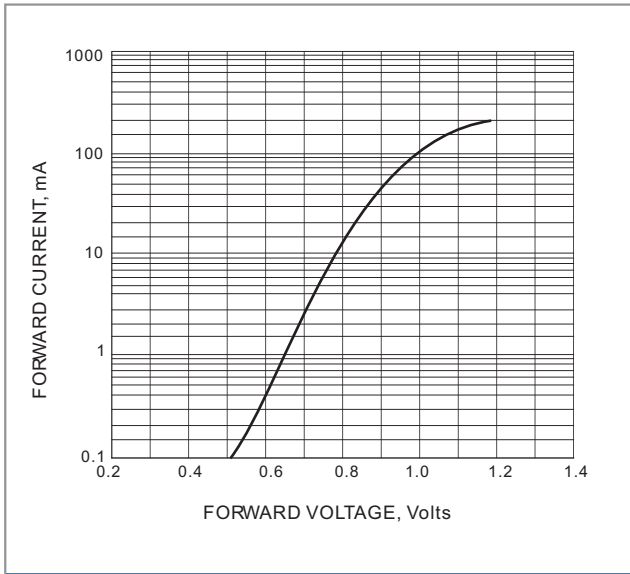


FIG. 1-TYPICAL FORWARD CHARACTERISTIC

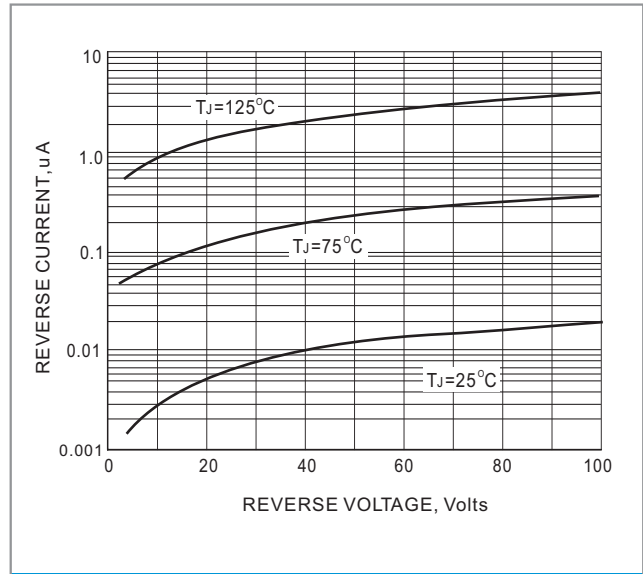


FIG. 2-TYPICAL REVERSE CHARACTERISTICS

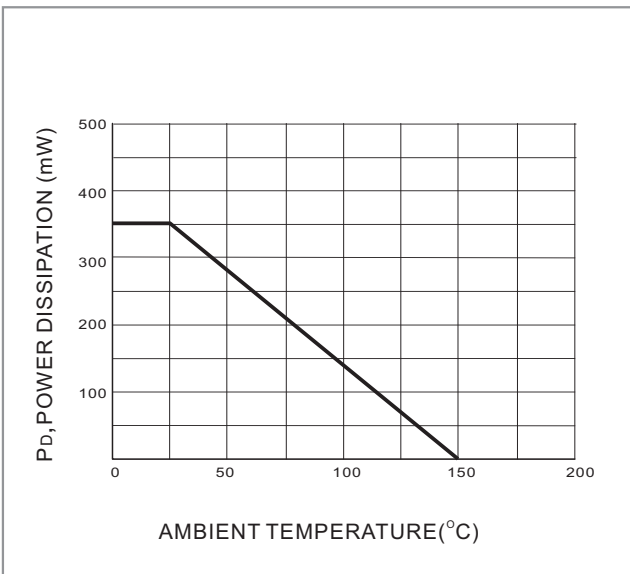
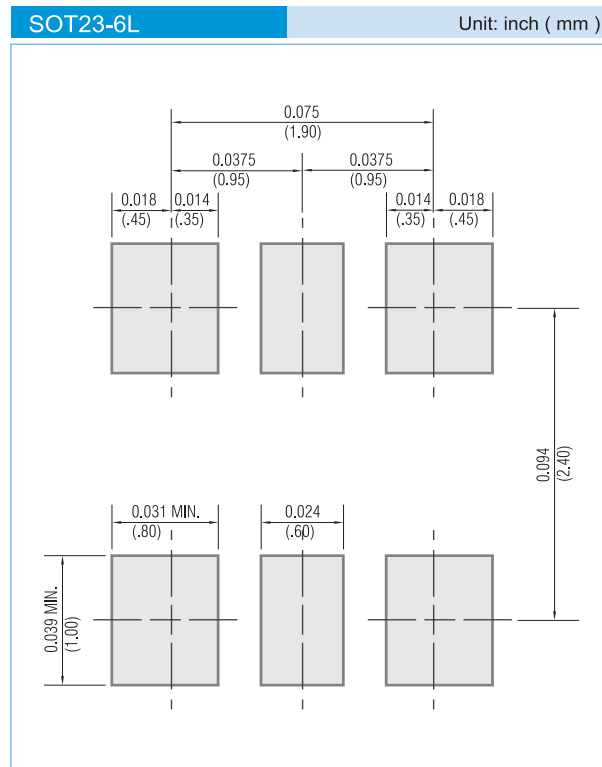


FIG. 3 POWER DERATING CURVE



U01501BRM

MOUNTING PAD LAYOUT



ORDER INFORMATION

- Packing information
 - T/R - 10K per 13" plastic Reel
 - T/R - 3K per 7" plastic Reel

LEGAL STATEMENT

Copyright PanJit International, Inc 2009

The information presented in this document is believed to be accurate and reliable. The specifications and information herein are subject to change without notice. Pan Jit makes no warranty, representation or guarantee regarding the suitability of its products for any particular purpose. Pan Jit products are not authorized for use in life support devices or systems. Pan Jit does not convey any license under its patent rights or rights of others.