



UTR4502

Power MOSFET

-1.95 Amps, -30 Volts P-CHANNEL POWER MOSFET

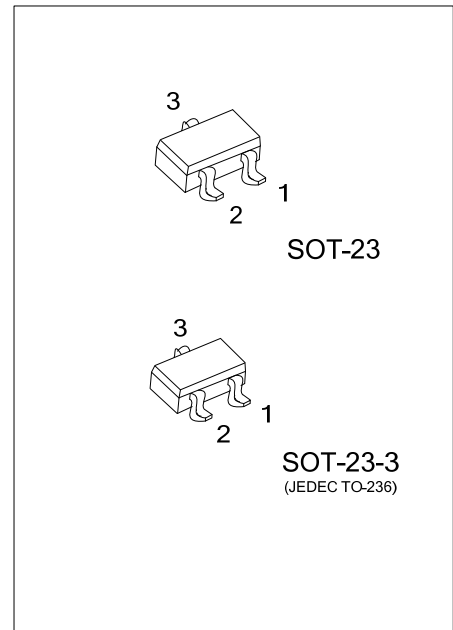
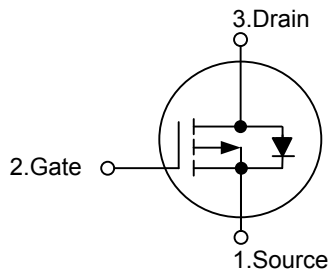
DESCRIPTION

The **UTR4502** uses UTC advanced technology to provide excellent $R_{DS(ON)}$, low gate charge and operation with low gate voltages. This device is suitable for use as a load switch or in PWM applications.

FEATURES

- * $R_{DS(ON)} < 155m\Omega @ V_{GS} = -10V$
- * $R_{DS(ON)} < 240m\Omega @ V_{GS} = -4.5V$
- * Low capacitance
- * Optimized gate charge
- * Fast switching capability
- * Avalanche energy specified

SYMBOL

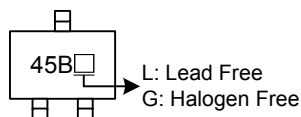


ORDERING INFORMATION

Ordering Number		Package	Pin Assignment			Packing
Lead Free	Halogen Free		1	2	3	
UTR4502L-AE2-R	UTR4502G-AE2-R	SOT-23-3	S	G	D	Tape Reel
UTR4502L-AE3-R	UTR4502G-AE3-R	SOT-23	S	G	D	Tape Reel

<p>UTR4502L-AE3-R</p> <p>(1) Packing Type (2) Package Type (3) Lead Free</p>	<p>(1) R: Tape Reel (2) AE2: SOT-23-3, AE3: SOT-23 (3) G: Halogen Free, L: Lead Free</p>
--	--

MARKING



■ ABSOLUTE MAXIMUM RATINGS ($T_A=25^{\circ}\text{C}$, unless otherwise specified)

PARAMETER	SYMBOL	RATINGS	UNIT
Drain-Source Voltage	V_{DSS}	-30	V
Gate-Source Voltage	V_{GSS}	± 20	V
Continuous Drain Current (Note 3)	I_D	-1.13	A
Pulsed Drain Current (Note 1, 2)	I_{DM}	-6.8	A
Total Power Dissipation	P_D	0.4	W
Junction Temperature	T_J	+150	$^{\circ}\text{C}$
Storage Temperature	T_{STG}	-55 ~ +150	$^{\circ}\text{C}$

Note: Absolute maximum ratings are those values beyond which the device could be permanently damaged. Absolute maximum ratings are stress ratings only and functional device operation is not implied.

■ THERMAL DATA

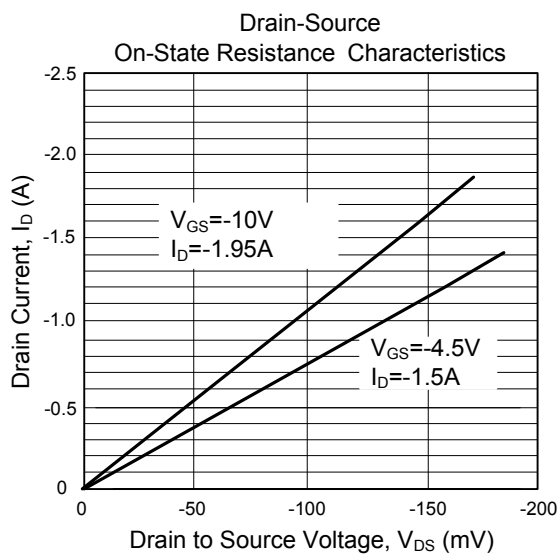
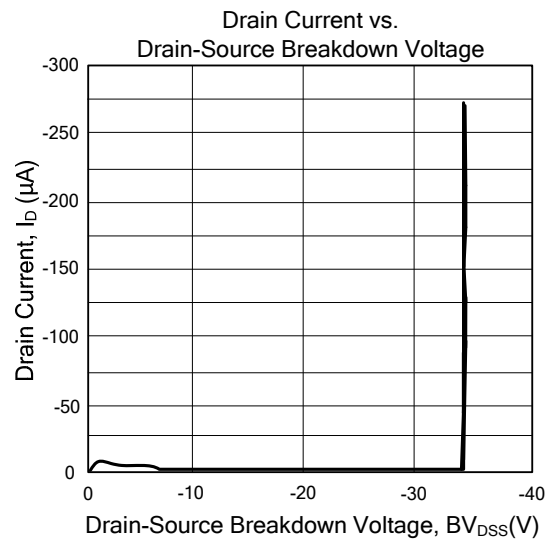
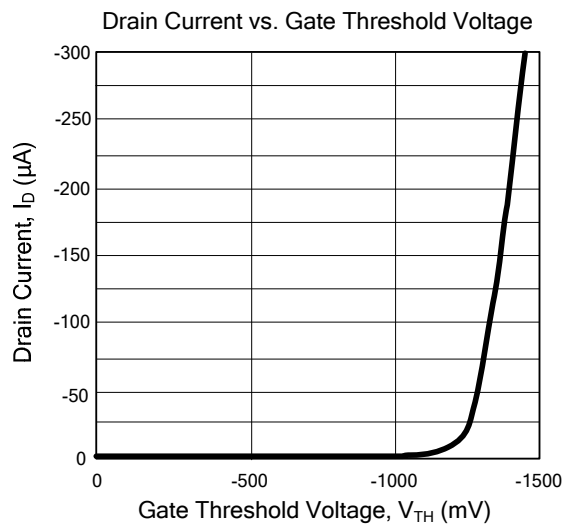
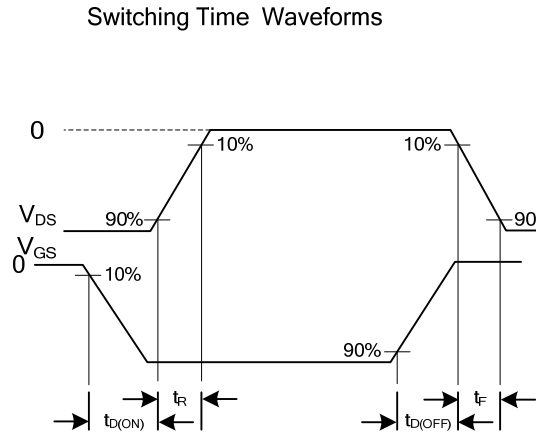
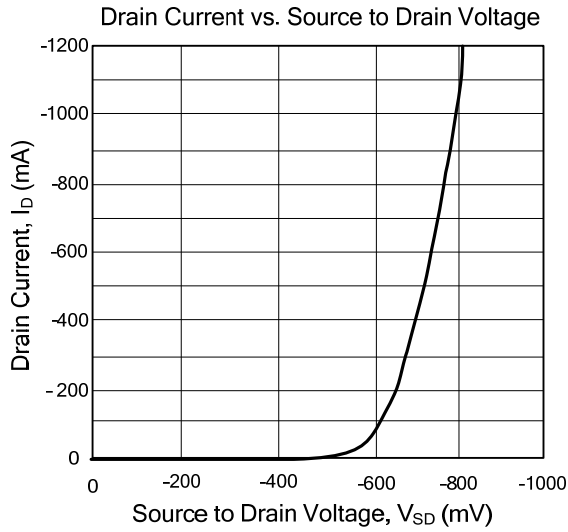
PARAMETER	SYMBOL	MIN	TYP	MAX	UNIT
Junction-to-Ambient	θ_{JA}			300	$^{\circ}\text{C}/\text{W}$

■ ELECTRICAL CHARACTERISTICS ($T_J=25^{\circ}\text{C}$, unless otherwise specified)

PARAMETER	SYMBOL	TEST CONDITIONS	MIN	TYP	MAX	UNIT
OFF CHARACTERISTICS						
Drain-Source Breakdown Voltage	BV_{DSS}	$V_{GS}=0\text{V}, I_D=-250\mu\text{A}$	-30			V
Drain-Source Leakage Current	I_{DSS}	$V_{DS}=-30\text{V}, V_{GS}=0\text{V}$			-1	μA
Gate-Source Leakage Current	I_{GSS}	$V_{DS}=0\text{V}, V_{GS}=\pm 20\text{V}$			± 100	nA
ON CHARACTERISTICS (Note 3)						
Gate Threshold Voltage	$V_{GS(TH)}$	$V_{DS}=V_{GS}, I_D=-250\mu\text{A}$	-1.0		-3.0	V
Static Drain-Source On-Resistance (Note 2)	$R_{DS(ON)}$	$V_{GS}=-10\text{V}, I_D=-1.95\text{A}$		155	200	m Ω
		$V_{GS}=-4.5\text{V}, I_D=-1.5\text{A}$		240	350	
DYNAMIC PARAMETERS						
Input Capacitance	C_{ISS}	$V_{DS}=-15\text{V}, V_{GS}=0\text{V}, f=1\text{MHz}$		200		pF
Output Capacitance	C_{OSS}			80		pF
Reverse Transfer Capacitance	C_{RSS}			50		pF
SWITCHING PARAMETERS (Note 4)						
Turn-ON Delay Time	$t_{D(ON)}$	$V_{GS}=-10\text{V}, V_{DD}=-15\text{V}, I_D=-1.95\text{A}, R_{GEN}=6\Omega$		5.2	10	ns
Turn-ON Rise Time	t_R			12	24	ns
Turn-OFF Delay Time	$t_{D(OFF)}$			19	96	ns
Turn-OFF Fall-Time	t_F			17.5	48	ns
Total Gate Charge	$Q_{G(TOT)}$	$V_{DS}=-15\text{V}, V_{GS}=-10\text{V}, I_D=-1.95\text{A}$		6	10	nC
Threshold Gate Charge	$Q_{G(TH)}$			0.3		nC
Gate Source Charge	Q_{GS}			1		nC
Gate Drain Charge	Q_{GD}			1.7		nC
SOURCE- DRAIN DIODE RATINGS AND CHARACTERISTICS (Note 3)						
Drain-Source Diode Forward Voltage(Note2)	V_{SD}	$I_S=-1.25\text{A}, V_{GS}=0\text{V}$		-0.8	-1.2	V
Reverse Recovery Time	t_{RR}	$V_{GS}=0\text{V}, dI_{SD}/dt=100\text{A/s}, I_S=-1.25\text{A}$		23		ns

Note: 1. Pulse width limited by $T_{J(MAX)}$
 2. Pulse width $\leq 300\mu\text{s}$, duty cycle $\leq 2\%$.

TYPICAL CHARACTERISTICS



UTC assumes no responsibility for equipment failures that result from using products at values that exceed, even momentarily, rated values (such as maximum ratings, operating condition ranges, or other parameters) listed in products specifications of any and all UTC products described or contained herein. UTC products are not designed for use in life support appliances, devices or systems where malfunction of these products can be reasonably expected to result in personal injury. Reproduction in whole or in part is prohibited without the prior written consent of the copyright owner. The information presented in this document does not form part of any quotation or contract, is believed to be accurate and reliable and may be changed without notice.