


150W to 480W Single Output Power Supplies

Features

- ◆ Universal Input (85 - 265VAC)
- ◆ Power factor Corrected
- ◆ Up to 200% Peak Power capability
- ◆ Five year warranty
- ◆ Less than 0.5mA earth leakage current



Key Market Segments & Applications



Specifications			
Model		ZWS150BP	ZWS240BP
Input Voltage	V	85-265VAC (47-63Hz), 120-370VDC (Derate to 80% load below 90VAC Input)	
Input Current	A	1.9 / 0.95	2.8 / 1.5
Inrush Current	(1)(2) A	14 / 28	15 / 30
Power Factor	V	0.98 at 100VAC, 0.93 at 200VAC, Meets EN61000-3-2	
Leakage Current	mA	0.5mA Max. Typically 0.2mA (100VAC), 0.4mA (230VAC)	
Temperature Coefficient	%/°C	<0.02%/°C	
Overcurrent Protection	(3) -	>101% of peak current capability (constant current style)	
Overvoltage Protection	V	24V: 27.6-32.4V, 36V: 41.4-48.6, 48V: 55.2-64.8V	
Hold Up Time (Typ)	(1) ms	20	
Efficiency	(1) %	87 / 90%	88 / 91%
Remote On/Off		Optional, contact factory	
Line Regulation	%	0.4%	
Load Regulation	%	0.8%	
Ripple & Noise	%	1%	
Operating Temperature	°C	-10°C to +70°C, derate linearly to 50% load from 50°C to 70°C	
Storage Temperature	°C	-30 to +75°C	
Humidity (non condensing)	%RH	Operating: 30 - 90%RH, Storage: 10 - 90%RH	
Cooling		Convection	
Withstand Voltage		Input to Ground 2kVAC (20mA), Input to Output 3kVAC (20mA), Output to Ground 500VAC (20mA) for 1 min.	
Isolation Resistance		>100M at 25°C & 70%RH, Output to Ground 500VDC	
Vibration (non operating)		10 - 55Hz (1 minute sweep), 19.6m/s ² constant X, Y, Z 1 hour each	
Shock		< 196.1 m/s ²	
Safety Agency Certifications		UL60950-1, CSA60950-1, EN60950-1, EN50178 OV II, CE Mark	
Conducted & Radiated EMI		EN55011/EN55022-B, FCC Class B, VCCI-B	
Immunity		EN61000-4-2 (lvl2, 3), -3 (lvl 3), -4 (lvl 3), -5 (lvl 3, 4), -6 (lvl 3), -8 (lvl 4), -11	
Weight (Typ)	g	360g	520g
Size (WxHxD)	in(mm)	2.95 x 1.46 x 6.3 (75 x 37 x 160)	3.31 x 1.65 x 7.09 (84 x 42 x 180)
Warranty	yrs	Five Years	

Notes:

(1) 100/200VAC

(2) 25°C ambient (cold start)

(3) Avoid prolonged operation in overload

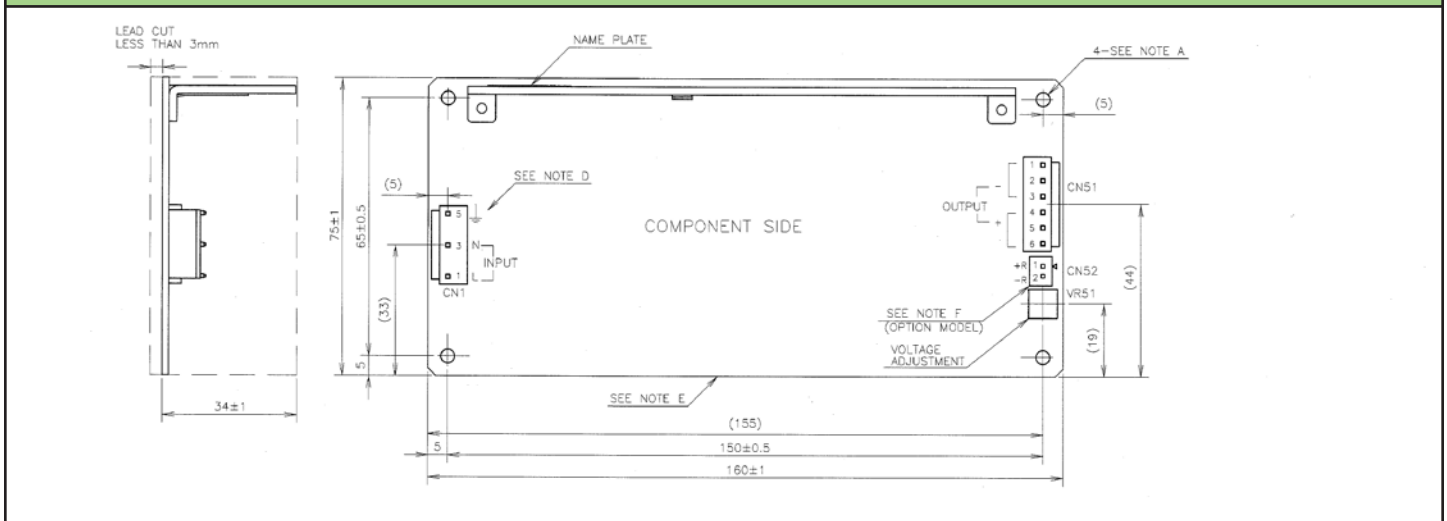
Model Selector

Model	Output Voltage	Adjust Range	Max Current	Max Power	Peak Current ⁽⁴⁾	Peak Power ⁽⁴⁾
ZWS150BP24	24V	21.6 - 26.4V	6.3A	151.2W	12A	288W
ZWS240BP24	24V	21.6 - 26.4V	10A	240W	20A	480W
ZWS150BP36	36V	32.4 - 39.6V	4.2A	151.2W	8A	288W
ZWS240BP36	36V	32.4 - 39.6V	6.7A	241.2W	13.4A	482.4W
ZWS150BP48	48V	39.6 - 52.8V	3.2	153.6W	6A	288W
ZWS240BP48	48V	39.6 - 52.8V	5A	240W	10A	480W

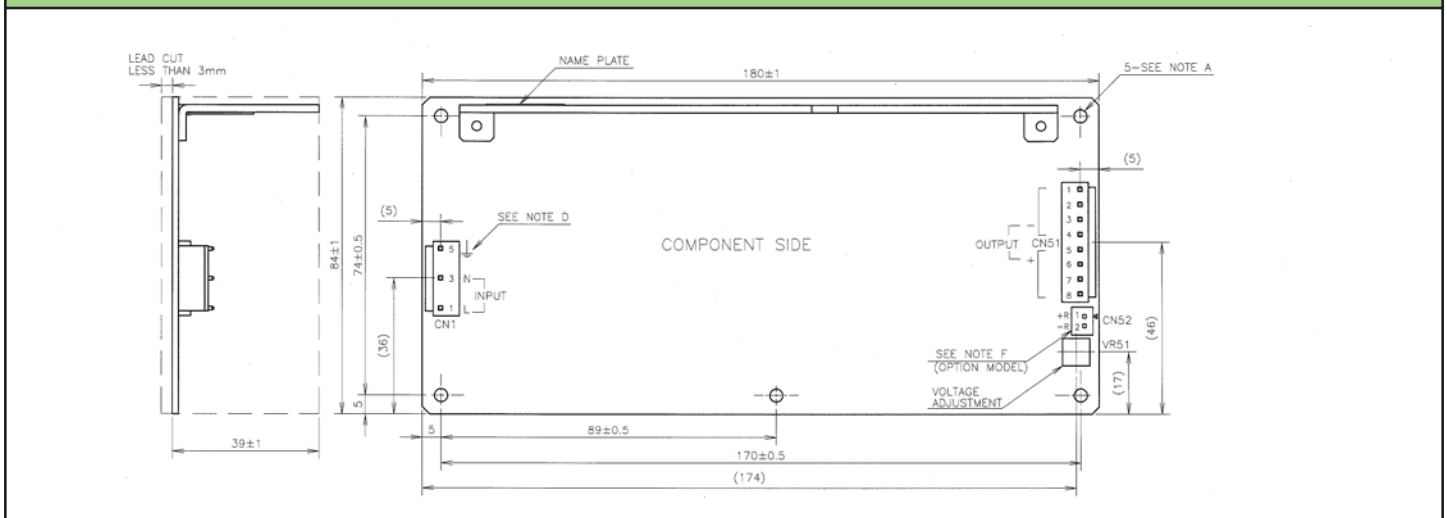
Note 4: For 5s maximum, 15% duty cycle, average power not to exceed maximum ratings.

See website for ratings of duty cycles up to 35%

ZWS150BP Outline Drawing



ZWS240BP Outline Drawing



Other Industrial Products

ZWS-B, -BAF	10W to 150W Single output
HWS	15W to 1800W Single Output, Enclosed
MWS65	65W 2x4" Single Output, Medical & ITE
NV175, EFE	175W to 400W Single Output, Medical & ITE

For Additional Information, please visit
us.tdk-lambda.com/lp/products/zws-series.htm

