

Industrial 24mm Diameter 5 Watt, Wirewound Rotary Potentiometer

Features

- Dust-proof construction
- Precision linearity
- 5 watt power rating
- Superior resistance stability in temperature and environment change
- Tandem constructions available
- Bushing or twist tab mounting
- Available with pull-push and rotary power switches
- RoHS compliant



Electrical and Mechanical Specifications

Resistance Range

Linear : 1 ohm through 25K ohms
Audio : 20 ohms through 10K ohms

Resistance Tolerance

±20%, ±10%, ±5%

Power Rating

5 watts @ 25°C

Dielectric Strength

1,000 VAC for 1 minute

Maximum Operating Voltage

500 VDC

Insulation Resistance

100 Megohms minimum @ 250 VDC

Rotational Angle

Mechanical Angle: 300°±5°

Effective Angle:

Without switch: 280°

With switch: 240°

Rotational Torque

3/4 to 6 in. oz. (54 - 432 gf-cm)

Linearity (linear curve only)

Standard: 3% linearity

Special : 2% linearity

Mounting Information

Bushing Mount

Twisted Tab

Power Switch

Rotary Switch-SPST, DPST, SPDT

Pull-Push Switch-SPST (Pull-ON, Push-OFF)

Rotational Life

standard : 10,000 cycles

special : 50,000 , 100,000 cycles

Solder Heat Resistance

Maximum 350° C for 3 sec

Operating Temperature

-30° C to +105° C

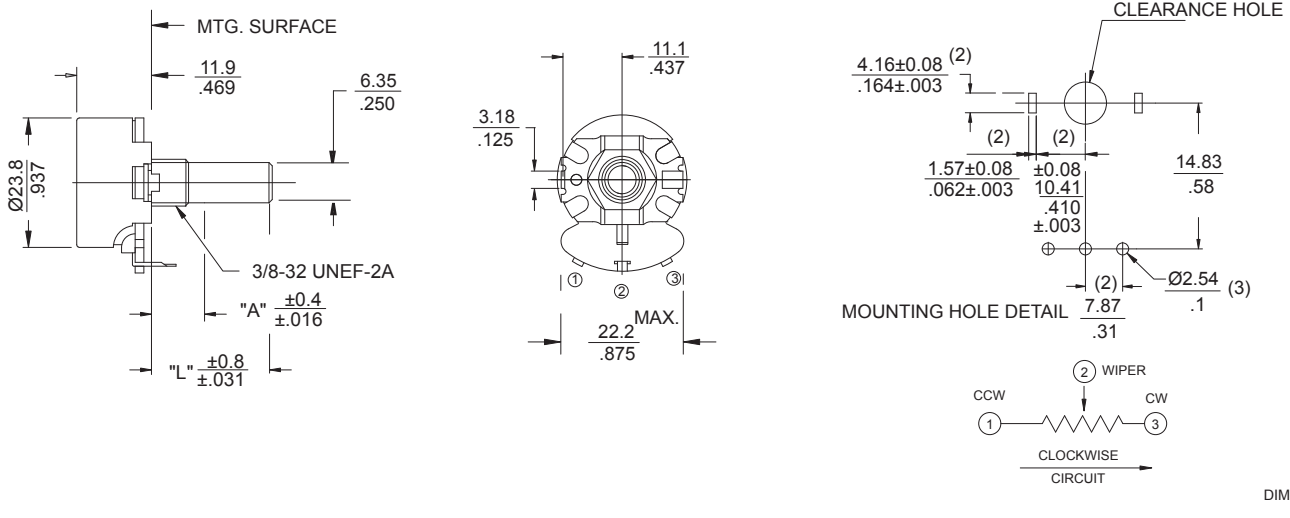
T026 Metal Shaft, Bushing Mounting, Type "T" Solder Lug Terminals



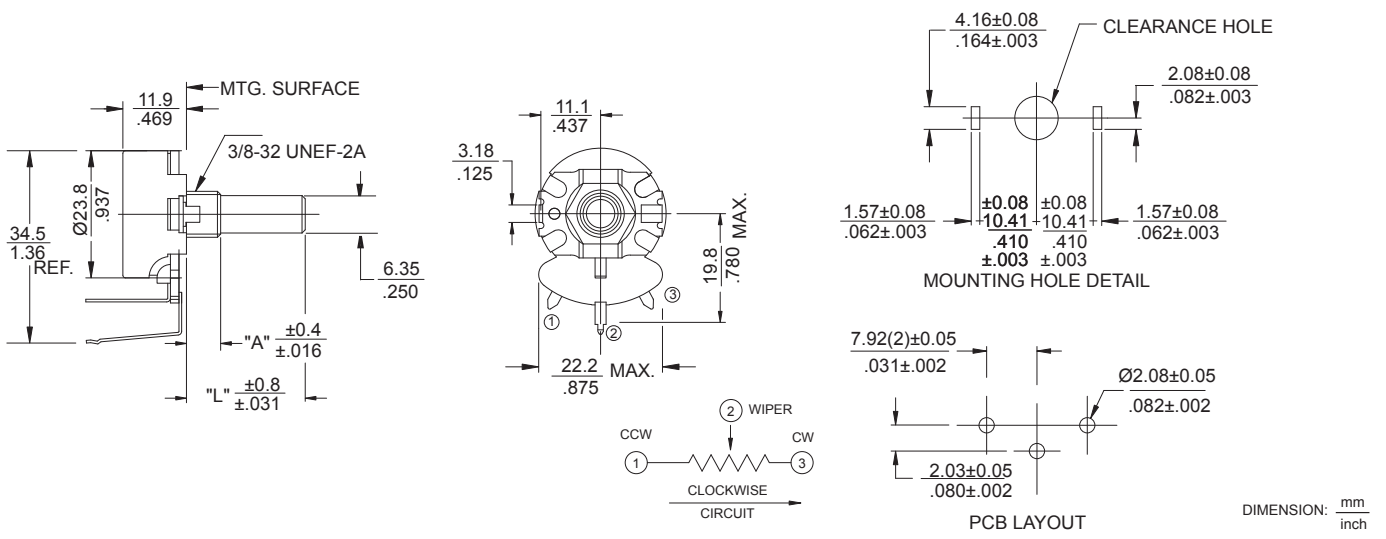
X026 / Y026 Metal Shaft, Bushing Mounting, Printed Circuit Type X/Y Terminals



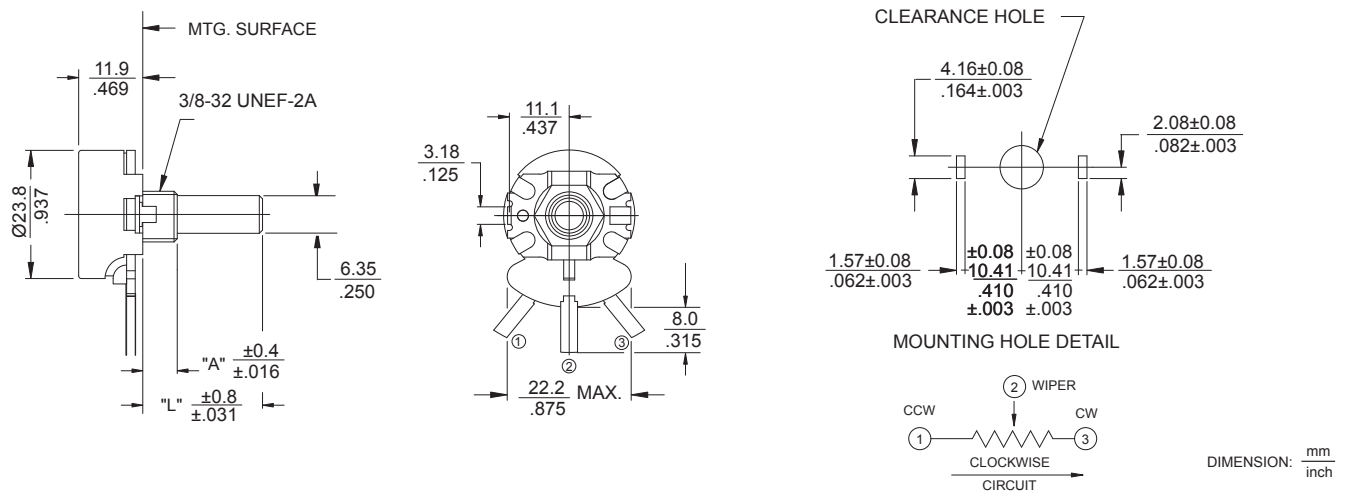
U026 Metal Shaft, Bushing Mounting, Printed Circuit Type "U" Formed Terminals



V026 Metal Shaft, Bushing Mounting, Printed Circuit Type "V" Formed Terminals



S026 Metal Shaft, Bushing Mounting, Faston Type "S" Formed Terminals



VPE026 Metal Shaft, Twist TAB Mounting, Type "V" Formed Terminals



T2-026 Dual-section, Metal Shaft, Bushing Mounting, Type "T" Solder Lug Terminals



* More multi-section models available, consult CTS for details

Ordering Information

026	T	2	20	R	103	B	1	A	1																				
TERMINAL STYLE T - SOLDER LUG X - PC .687"(17.5mm) Y - PC .867"(22.0mm) U - FORMED TO FRONT V - FORMED TO REAR S - FASTON	METAL MOUNTING STYLE "A" BUSHING LENGTH: 1/8" INCREMENTS EXAMPLES: 2 - .250"(6.35mm) 3 - .375"(9.53mm) 8 - 1.000"(25.4mm) 1 - TWIST TAB MOUNT A - .250"(6.35mm) DIECAST B - .375"(9.53mm) DIECAST	SHAFT TRIM R - ROUND F - FLATTED .375"X.156" (9.53mmX4.0mm) K - KNURLED EIA S148 24 TEETH S - SD SLOT .063" DEEP X.047" WIDE (1.6mmX1.2mm)	RESISTANCE CODE EXAMPLES <table border="1"> <thead> <tr> <th>CODE</th> <th>RESISTANCE</th> </tr> </thead> <tbody> <tr> <td>5A0</td> <td>5 OHMS</td> </tr> <tr> <td>501</td> <td>500 OHMS</td> </tr> <tr> <td>102</td> <td>1K</td> </tr> <tr> <td>252</td> <td>2.5K</td> </tr> <tr> <td>502</td> <td>5K</td> </tr> <tr> <td>103</td> <td>10K</td> </tr> <tr> <td>253</td> <td>25K</td> </tr> </tbody> </table>	CODE	RESISTANCE	5A0	5 OHMS	501	500 OHMS	102	1K	252	2.5K	502	5K	103	10K	253	25K	RESIST TOL A - $\pm 10\%$ B - $\pm 20\%$ D - $\pm 5\%$	TAPER 1 - LINEAR 2 - 20%AUD 3 - 20%CCW AUD	SPECIALS 1 - LOCATING LUG LEFT SIDE 2 - LOCATING LUG RIGHT SIDE 3 - NO LOCATING LUG LOCATING 5 - LOCATING LUG BOTH SIDE							
CODE	RESISTANCE																												
5A0	5 OHMS																												
501	500 OHMS																												
102	1K																												
252	2.5K																												
502	5K																												
103	10K																												
253	25K																												
METAL SHAFT LENGTH "L" FROM MOUNTING SURFACE 1/32" INCREMENTS EXAMPLES: 20 - .625"(6.35mm) 24 - .750"(19.5mm) 28 - .875"(22.2mm) 32 - 1.000"(25.4mm)	<table border="1"> <thead> <tr> <th>SWITCHES</th> <th>FUNCTION</th> <th>CTS TYPE</th> <th>CURRENT RATING</th> </tr> </thead> <tbody> <tr> <td>A - NONE</td> <td></td> <td></td> <td></td> </tr> <tr> <td>B - SPST</td> <td>ROTARY</td> <td>TGC</td> <td>6AMP @ 125VAC</td> </tr> <tr> <td>C - DPST</td> <td>ROTARY</td> <td>027</td> <td>3AMP @ 125VAC 1AMP @ 250VAC</td> </tr> <tr> <td>D - SPDT</td> <td>ROTARY</td> <td>028</td> <td>3AMP @ 125VAC</td> </tr> <tr> <td>E - SPST</td> <td>PULL-PUSH</td> <td>FR-K</td> <td>3AMP @ 125VAC</td> </tr> <tr> <td>F - SPST</td> <td>ROTARY</td> <td>FR-GC</td> <td>3AMP @ 125VAC 1AMP @ 250VAC/DC</td> </tr> </tbody> </table> <p>* Refer to series 450 data sheet for power switch detail</p>	SWITCHES	FUNCTION	CTS TYPE	CURRENT RATING	A - NONE				B - SPST	ROTARY	TGC	6AMP @ 125VAC	C - DPST	ROTARY	027	3AMP @ 125VAC 1AMP @ 250VAC	D - SPDT	ROTARY	028	3AMP @ 125VAC	E - SPST	PULL-PUSH	FR-K	3AMP @ 125VAC	F - SPST	ROTARY	FR-GC	3AMP @ 125VAC 1AMP @ 250VAC/DC
SWITCHES	FUNCTION	CTS TYPE	CURRENT RATING																										
A - NONE																													
B - SPST	ROTARY	TGC	6AMP @ 125VAC																										
C - DPST	ROTARY	027	3AMP @ 125VAC 1AMP @ 250VAC																										
D - SPDT	ROTARY	028	3AMP @ 125VAC																										
E - SPST	PULL-PUSH	FR-K	3AMP @ 125VAC																										
F - SPST	ROTARY	FR-GC	3AMP @ 125VAC 1AMP @ 250VAC/DC																										