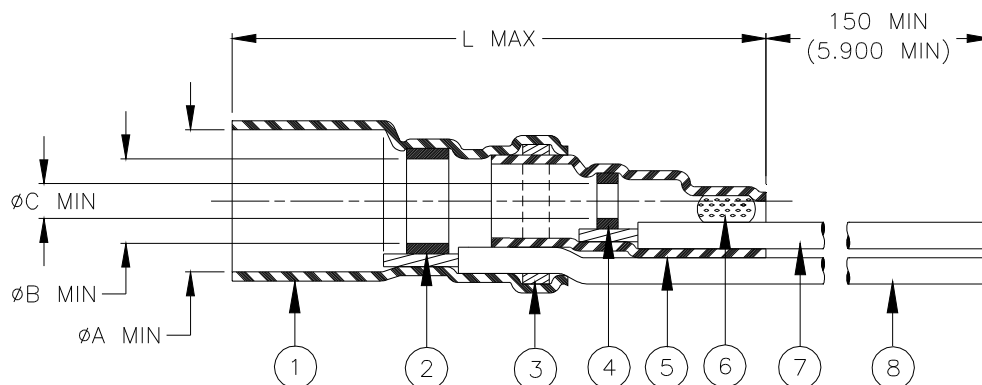


## SPECIFICATION CONTROL DRAWING



Product Name	Component Dimensions				"GA" Wire Gauge (AWG)	Cable Dimensions				
	L max	øA min	øB min	øC min		øD	øE	øF min	G±0.5 (G±0.02)	M±0.5 (M±0.02)
B-044-20-N	28.0 (1.100)	3.40 (0.135)	2.30 (0.090)	0.8 (0.030)	20	1.70 (0.065) to 3.40 (0.135)	1.30 (0.050) To 2.30 (0.090)	0.30 (0.012)	16.0 (0.630)	6.0 (0.235)
B-044-22-N					22					
B-044-24-N	24									
B-044-26-N	26									

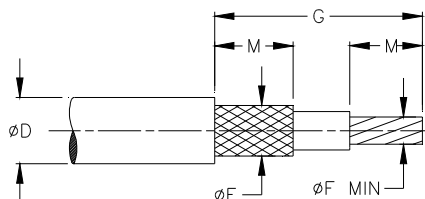
### MATERIALS



1. & 5. INSULATION SLEEVE: Heat-shrinkable, radiation cross-linked modified polyvinylidene fluoride. Transparent blue.
2. & 4. SOLDER PREFORMS WITH FLUX:  
SOLDER: TYPE Sn63 per ANSI J-STD-006.  
FLUX: TYPE ROL1 per ANSI J-STD-004.
3. & 6. MELTABLE RINGS: Thermally stabilized thermoplastic.
7. CONDUCTOR LEAD: MIL-W-22759/32-GA-9, AWG "GA" (see table). ETFE insulated, stranded tin plated copper.  
Color: white.
8. GROUND LEAD: MIL-W-22759/32-GA-6, AWG "GA" (see table). ETFE insulated, stranded tin plated copper.  
Color: blue.

### APPLICATION

1. The parts covered by this SCD are for use in terminating the primary conductor and the braided shield of a coaxial cable having tin or silver plated conductor and shield, rated for at least 125° C and meeting the dimensional requirements listed.
2. Parts will meet the requirements of Raychem Specification RT-1404 when installed per Raychem RPIP-500-03.
3. Temperature range: -55°C to +150°C.

For best results, prepare the cable as shown:



		TE Connectivity 300 Constitution Dr Menlo Park, CA 94025, U.S.A.		TITLE: <b>COAXIAL SOLDERSLLEEVE DEVICE WITH                  PRE-INSTALLED STRANDED WIRE</b>		
Unless otherwise specified dimensions are in millimeters. [Inches dimensions are shown in brackets]					DOCUMENT NO.: <b>B-044-GA-N</b>	
TOLERANCES: 0.00 N/A 0.0 N/A 0 N/A	ANGLES: N/A ROUGHNESS IN MICRON	TE Connectivity reserves the right to amend this drawing at any time. Users should evaluate the suitability of the product for their application.		REV: E1	DATE: 15-Apr-11	
DRAWN BY: P.TALLY	CAGE CODE: 06090	REPLACES: D001334	ECO NUMBER: ECO-11-005139	SCALE: NTS	SIZE: A	SHEET: 1 of 1

© 2007,2011 Tyco Electronics Corporation, a TE Connectivity Ltd. Company. All Rights Reserved.

If this document is printed it becomes uncontrolled. Check for the latest revision.