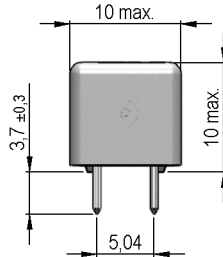
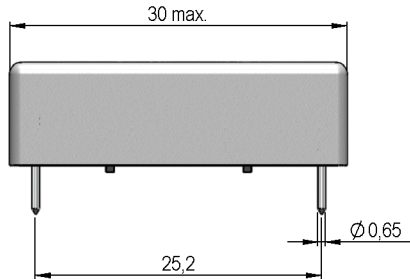
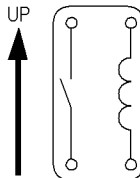


Dimensions mm[inch]
 tolerances acc. to DIN ISO 2768-m
 Toleranzen gem. DIN ISO 2768-m




Layout
 Top view
 Draufsicht



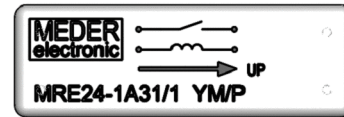
Isometric

Scale 1:1
 Maßstab 1:1



Marking

according to EN60062/factory code
 gem. EN60062/Fertigungsstätte



Coil Data at 20 °C	Conditions	Min	Typ	Max	Unit
Coil resistance		2.106	2.340	2.574	Ohm
Coil voltage			24		VDC
Rated power			246		mW
Thermal resistance	max. Relay temperature = operating temperature + self heating		85		K/W
Pull-In voltage				18	VDC
Drop-Out voltage		3,5			VDC

Contact data 31/1	Conditions	Min	Typ	Max	Unit
Contact-material	Situation-dependently	Hg			
Switching suitability		bounce free			
Contact rating	Any DC combination of V & A			50	W
Switching voltage	DC or Peak AC			500	V
Switching current	DC or Peak AC			2	A
Carry current	DC or Peak AC			3	A
Contact resistance static	Measured with 40% overdrive Start Value			30	mOhm
Contact resistance dynamic	Difference value 1,5 ms after excitation			20	mOhm
Insulation resistance	RH <45 %, 100 V test voltage	100			GOhm
Breakdown voltage	according to IEC 255-5	1.500			VAC
Operate time incl. bounce	measured with 40% overdrive			2	ms
Release Time	measured with no coil excitation			1,5	ms
Capacity			0,3		pF

Special Product Data	Conditions	Min	Typ	Max	Unit
Number of contacts		1			
Contact - form		A - NO			
Dielectric Strength Coil/Contact	according to IEC 255-5	2			kV AC
Insulation resistance Coil/Contact	RH <45%, 200 VDC measuring voltage	1			TOhm
Case colour		gray			
Housing material		Polycarbonat			
Sealing compound		Polyurethan			
Connection pins		Copper alloy tin plated			
Magnetic Shield		no			
Reach / RoHS conformity		no			
Remark		position-dependent			

Modifications in the sense of technical progress are reserved

Designed at: 27.10.10 Designed by: WKOVACS
 Last Change at: Last Change by:

Approval at: 04.03.11 Approval by: CRUF
 Approval at: Approval by:

Version: 01



Products for tomorrow...

Europe: +49 / 7731 8399 0 | Email: info@meder.com
USA: +1 / 508 295 0771 | Email: salesusa@meder.com
Asia: +852 / 2955 1682 | Email: salesasia@meder.com

Item No.:
8224131100
Item:
MRE24-1A31/1

Environmental data	Conditions	Min	Typ	Max	Unit
Shock	1/2 sine, duration 11ms, in 3 axis			50	g
Vibration	from 10 - 2000 Hz			20	g
Operating temperature		-20		70	°C
Storage temperature		-35		95	°C
Soldering temperature	wave soldering max. 5 sec.			260	°C
Washability		fully sealed			
Remark					

General data	Conditions	Min	Typ	Max	Unit
Total weight			5,5		g
Packaging		plastic tube a 48 pcs.			

Modifications in the sense of technical progress are reserved

Designed at: 27.10.10 Designed by: WKOVACS
Last Change at: Last Change by:

Approval at: 04.03.11 Approval by: CRUF
Approval at: Approval by:

Version: 01