



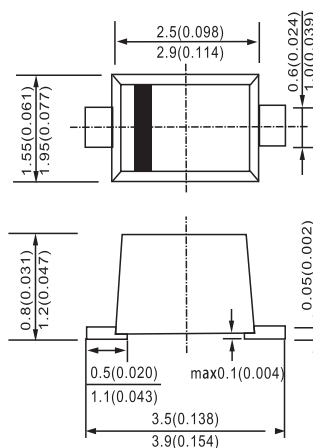
FEATURES

- Fast switching speed
- Surface mount package ideally suited for automatic insertion
- Low power loss, high efficiency
- In compliance with EU RoHS 2002/95/EC directives

Mechanical Data

- Case: SOD-123FL, Plastic
- Terminals: Solderable per MIL-STD-750, Method 2026
- Approx. Weight: 0.0168 gram

SOD-123FL



Dimensions in millimeters

MAXIMUM RATINGS AND ELECTRICAL CHARACTERISTICS

ABSOLUTE RATINGS

PARAMETER	SYMBOL	SS3040FL-F	UNITS
Reverse Voltage	V_R	40	V
Peak Reversr Voltage	V_{RRM}	40	V
Average Rectified Current at $T_A=75^\circ\text{C}$	$I_{F(AV)}$	2.4	A
Non-repetitive Peak Forward Surge Current at $t=8.3\text{ms}$	I_{FSM}	30	A

ELECTRICAL AND THERMAL CHARACTERISTICS

PARAMETER	SYMBOL	SS3040FL-F	UNITS
Minimum Reverse Breakdown Voltage at $I_R=500\mu\text{A}$	V_R	40	V
Maximum Forward Voltage at $I_F=3.0\text{A}$	V_F	0.55	V
Reverse Leakage Current at V_{RRM}	I_R	500	μA
Typical Thermal Resistance, Junction to Ambient	$R_{\theta JA}$	150	$^\circ\text{C/W}$
Operating Junction and Storage Temperature Range	T_J, T_{STG}	-50 to +125	$^\circ\text{C}$

Note.1 Mounted with minmum recommended pas size, PC Board FR4.
 2. $T_A=25^\circ\text{C}$ unless otherwise specified.



RATINGS AND CHARACTERISTIC CURVES SS3040FL-F

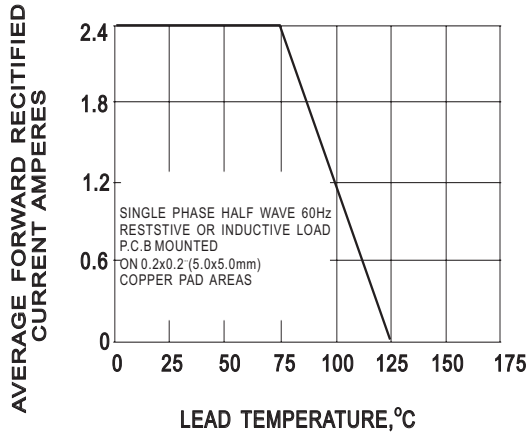


FIG. 1-FORWARD CURRENT DERATING CURVE

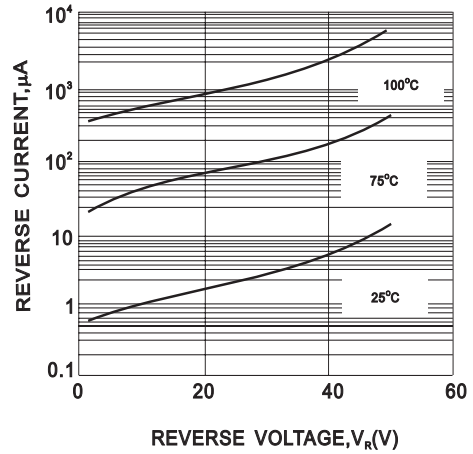


FIG. 2-TYPICAL REVERSE CHARACTERISTIC

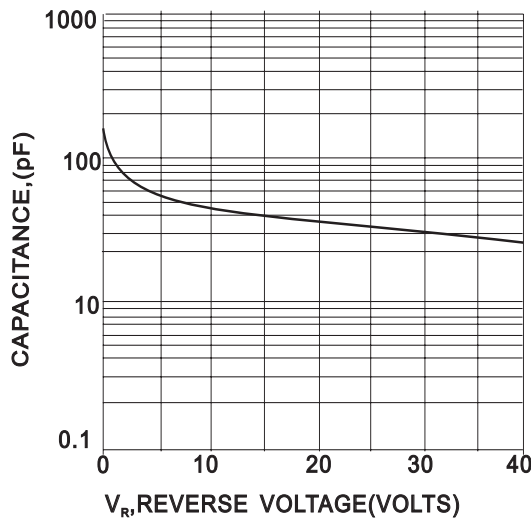


FIG. 3-TYPICAL JUNCTION CHARACTERISTIC

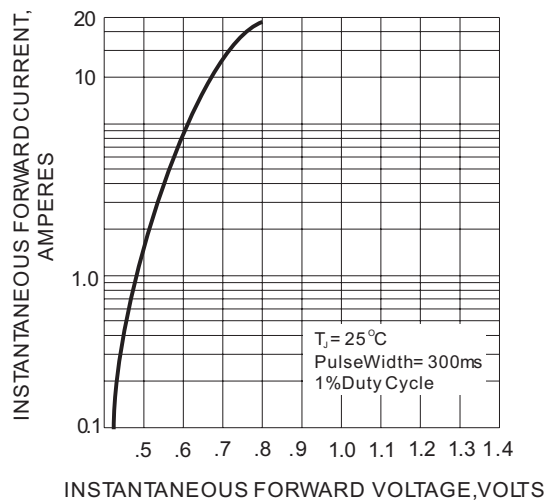


FIG. 4-TYPICAL INSTANTANEOUS FORWARD CHARACTERISTICS