



PJS50N03

30V N-CHANNEL ENHANCEMENT MODE MOSFET

VOLTAGE 30 Volts **CURRENT** 2.9 Amperes

SOT-23 6L Unit : inch(mm)

FEATURES

- $R_{DS(ON)}$, $V_{GS}@10V, I_D@3.1A < 57\text{ m}\Omega$
- $R_{DS(ON)}$, $V_{GS}@4.5V, I_D@2.8A < 94\text{ m}\Omega$
- Advanced Trench Process Technology
- High Density Cell Design For Ultra Low On-Resistance
- Specially Designed for DC/DC Converters
- Low Gate Charge
- Lead free in comply with EU RoHS 2002/95/EC directives.
- Green molding compound as per IEC61249 Std. . (Halogen Free)

MECHANICAL DATA

- Case: SOT-23 6L Package
- Terminals : Solderable per MIL-STD-750, Method 2026
- Apprx. Weight : 0.0003 ounces, 0.0084grams
- Marking : N03

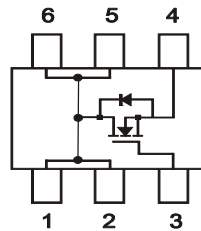
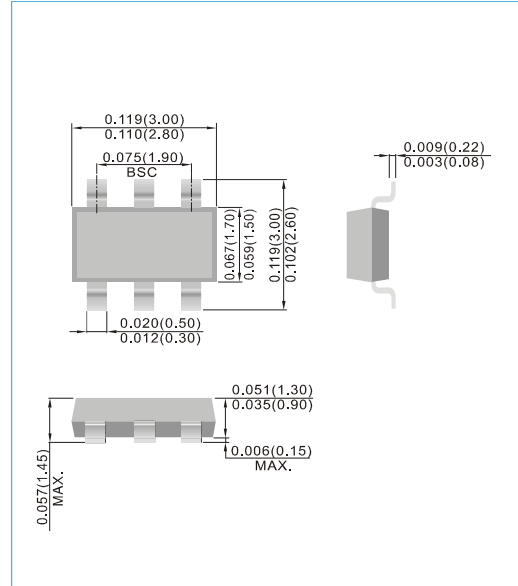


Fig.40(TOP VIEW)



MAXIMUM RATINGS AND THERMAL CHARACTERISTICS ($T_A=25^\circ\text{C}$ unless otherwise noted)

PARAMETER			SYMBOL	LIMIT	UNITS
Drain-Source Voltage			V_{DS}	30	V
Gate-Source Voltage			V_{GS}	± 20	V
Continuous Drain Current	Steady-State	$T_A=25^\circ\text{C}$	I_D	2.9	A
Pulsed Drain Current			I_{DM}	16	A
Power Dissipation (Notes 1)	Steady-State	$T_A=25^\circ\text{C}$	P_D	0.7	W
Typical Thermal Resistance (Notes 1)			$R_{\theta JA}$	176	$^\circ\text{C}/\text{W}$
Operating Junction and Storage Temperature Range			T_J, T_{STG}	-55 to + 150	$^\circ\text{C}$

NOTES:

1. Mounted on 7.5cm^2 FR-4 PCB .



PJS50N03

ELECTRICAL CHARACTERISTICS (T_A=25°C unless otherwise noted)

PARAMETER	SYMBOL	TEST CONDITION	MIN.	TYP.	MAX.	UNITS
Static						
Drain-Source Breakdown Voltage	BV _{DSS}	V _{GS} =0V, I _D =250μA	30	-	-	V
Gate Threshold Voltage	V _{GS(th)}	V _{DS} =V _{GS} , I _D =250μA	1.0	2.0	3.0	V
Drain-Source On-State Resistance	R _{DS(on)}	V _{GS} =10V, I _D =3.1A	-	27	57	mΩ
		V _{GS} =4.5V, I _D =2.8A	-	40	94	
Zero Gate Voltage Drain Current	I _{DSS}	V _{DS} =30V, V _{GS} =0V	-	-	0.5	μA
Gate -Source Leakage Current	I _{GSS}	V _{GS} = ±20V, V _{DS} =0V	-	-	±100	nA
Diode Forward Voltage	V _{SD}	I _S =1.25A, V _{GS} =0V	-	0.9	1.2	V
Dynamic						
Total Gate Charge	Q _g	V _{DS} =15V, I _D =3.1A V _{GS} =10V	-	12.63	-	nC
Gate-Source Charge	Q _{gs}		-	2.25	-	
Gate-Drain Charge	Q _{gd}		-	2.62	-	
Turn-On Delay Time	td _{on}	V _{DS} =15V, V _{GS} =10V, R _G =6Ω, R _L =5Ω	-	11.6	-	ns
Turn-Off Delay Time	td _{off}		-	35.2	-	
Turn-On Rise Time	t _r		-	19.6	-	
Turn-Off Fall Time	t _f		-	8.2	-	
Input Capacitance	C _{iss}	V _{DS} =15V, V _{GS} =0V f=1.0MHz	-	607	-	pF
Output Capacitance	C _{oss}		-	66	-	
Reverse Transfer Capacitance	C _{rss}		-	59	-	



PJS50N03

RATING AND CHARACTERISTIC CURVES

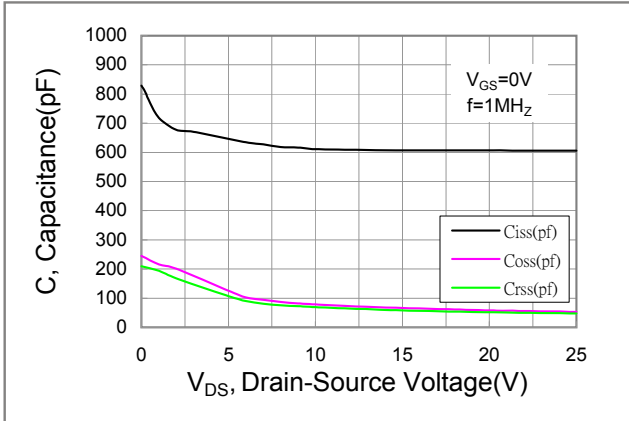


Fig.1 Capacitance Variation

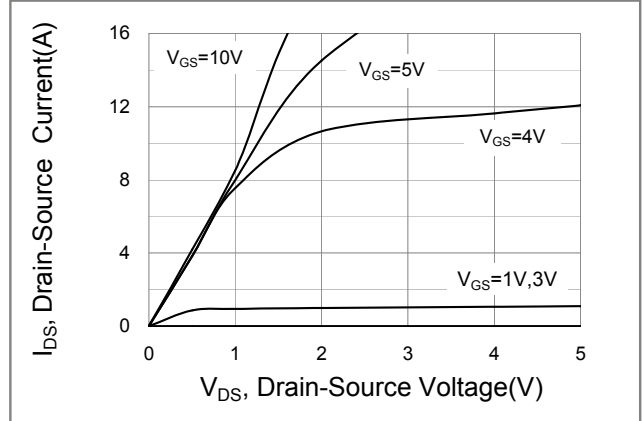


Fig.2 Drain-Source Current VS Drain-Source Voltage

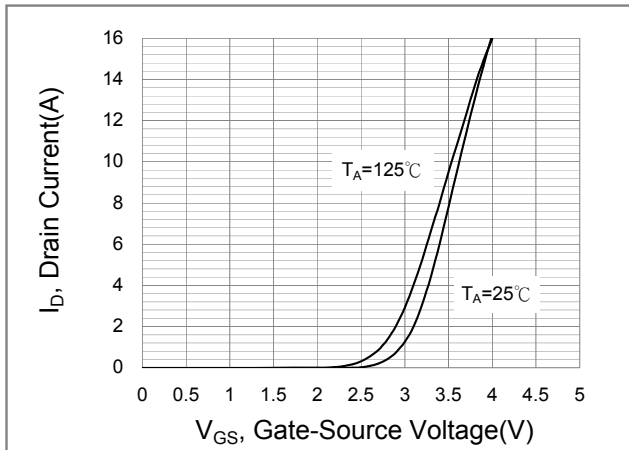


Fig.3 Drain Current VS Gate-Source Voltage

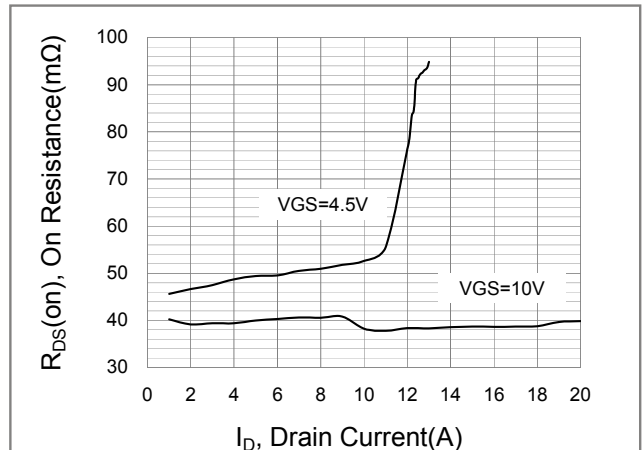


Fig.4 On-Resistance VS Drain Current

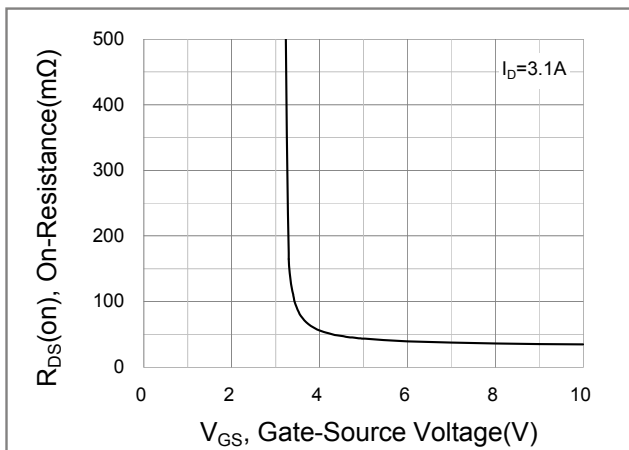


Fig.5 On-Resistance VS Gate-Source Voltage

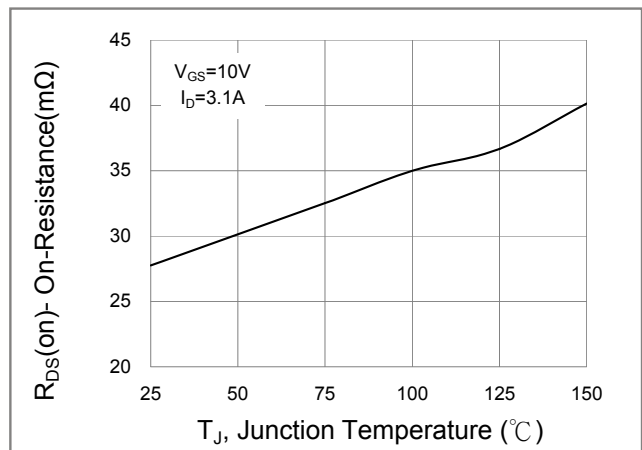


Fig.6 On-Resistance VS Junction Temperature



PJS50N03

RATING AND CHARACTERISTIC CURVES

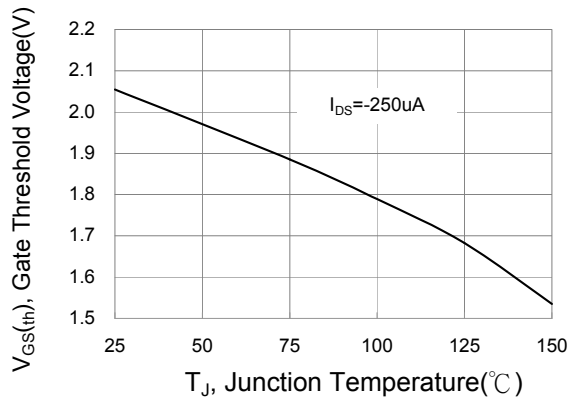


Fig.7 Gate Threshold Voltage VS Junction Temperature

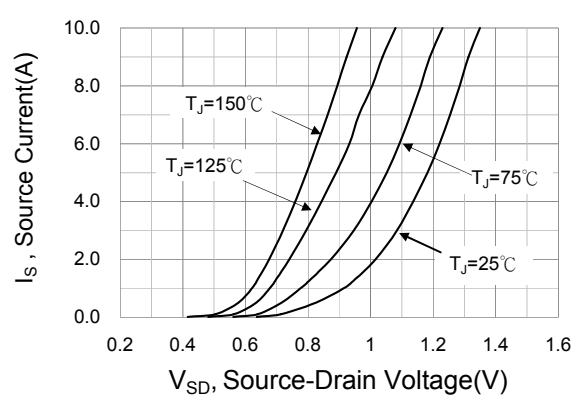
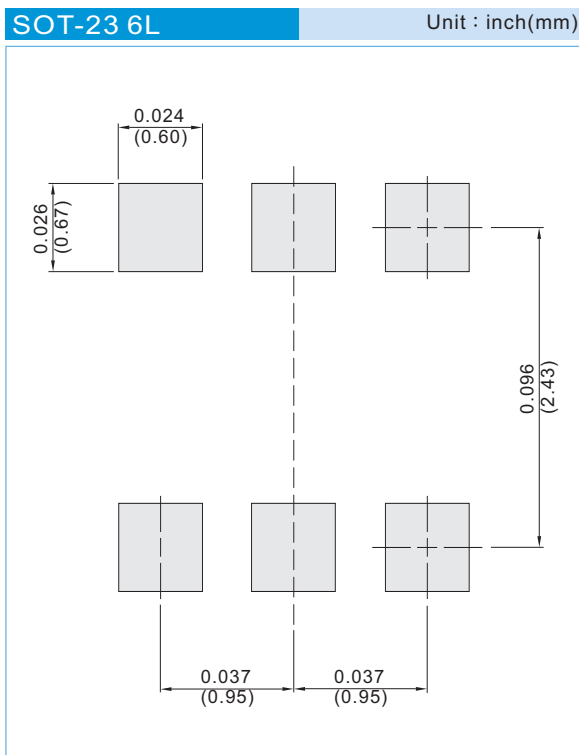


Fig.8 Body diode forward voltage



PJS50N03

MOUNTING PAD LAYOUT



ORDER INFORMATION

- Packing information
 - T/R - 10K per 13" plastic Reel
 - T/R - 3K per 7" plastic Reel

LEGAL STATEMENT

Copyright PanJit International, Inc 2012

The information presented in this document is believed to be accurate and reliable. The specifications and information herein are subject to change without notice. Pan Jit makes no warranty, representation or guarantee regarding the suitability of its products for any particular purpose. Pan Jit products are not authorized for use in life support devices or systems. Pan Jit does not convey any license under its patent rights or rights of others.

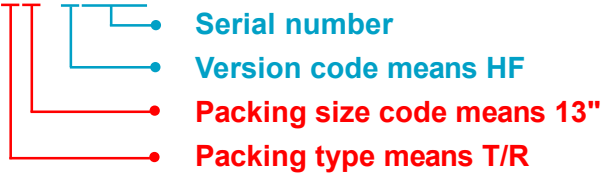


PJS50N03

For example :

RB500V-40_**R2**_**00001**

Part No.



Packing Code XX				Version Code XXXXXX		
Packing type	1 st Code	Packing size code	2 nd Code	HF or RoHS	1 st Code	2 nd ~5 th Code
T/B	A	N/A	0	HF	0	serial number
T/R	R	7"	1	RoHS	1	serial number
B/P	B	13"	2			
T/P	T	26mm	X			
TRR	S	52mm	Y			
TRL	L	PBCU	U			
FORMING	F	PBCD	D			

Part No_packing code_Version

PJS50N03_R1_00001

PJS50N03_R2_00001

PJS50N03_00001