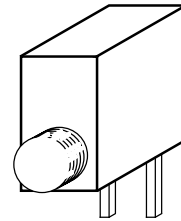
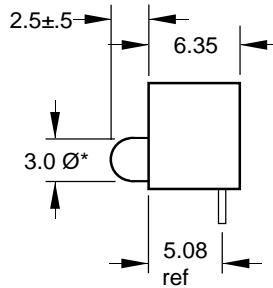
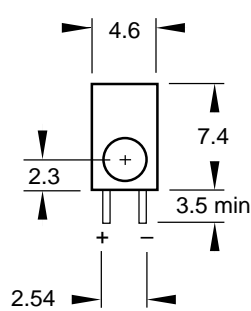


T-1, (3-mm) Round, PCB Mount Right Angle Indicator, G61UDB/X Series

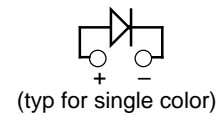
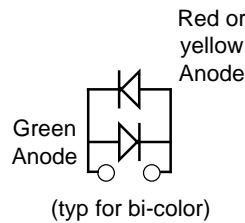
www.ledidea.com



The G61UDB/X has the lamp located at a nominal 2.3 mm(0.09") above the PCB.
This series can be supplied with pinout reversed from that shown by adding "-RL" to the order code.



RoHS Compliant
Aug 2004



Specify part desired as follows:

G61UDB/Order Code

For example: "G61UDB/G" designates an assembly with a diffused green LED.

"G61UDB/G-RL" designates the same assembly with pins reversed

ORDER CODE AND INFORMATION (ALL RATINGS AT 25°C AMBIENT)

LED Lamp			Typical Characteristics				Recom. Op. If (mA)
Epoxy & Type	Color	Order Code	Peak λ (nm)	Vf (V) @ If=20mA	Iv (mcd) @ If=10mA	$2\theta_{1/2}$ (Deg)	
Tinted Diffused Resistor Required	Hi Eff Red	I	635	2.0	10	60	10-20
	Green	G	565	2.1	10	60	10-20
	Yellow	Y	585	2.0	10	60	10-20
	Orange	O	610	2.0	10	60	10-20
Tinted Transparent High Brightness	Hi Eff Red	IT	635	2.0	40	40	10-20
	Green	GT	565	2.1	40	40	10-20
	Yellow	YT	585	2.0	40	40	10-20
Tinted Diffused For 2mA Operation	Hi Eff Red	I2	635	2.0	1.0 @ 2mA	60	2-10
	Green	G2	565	2.1	1.0 @ 2mA	60	2-10
	Yellow	Y2	585	2.0	1.0 @ 2mA	60	2-10
Tinted Diffused 5V Operation	Hi Eff Red	I5	635	-	10	60	5 V
	Green	G5	565	-	10	60	5 V
	Yellow	Y5	585	-	10	60	5 V
White Diffused Bipolar, Bicolor	Red/Green	EG	635/565	2.0/2.1	4 / 4	90	10-20
	Yellow/Green	YG	585/565	2.0/2.1	4 / 4	90	10-20
	Red/Yellow	EY	635/585	2.0/2.0	4 / 4	90	10-20

* Specifications subject to change without notice. Dimensions are in mm±0.25 unless stated otherwise.

IDEA, Inc., 1351 Titan Way, Brea, CA 92821 Ph:714-525-3302, 800-LED-IDEA; Fax: 714-525-3304 2005G 0510