

Customer Information Sheet

DRAWING No.: M80-466XXXX

SHEET 2 OF 2

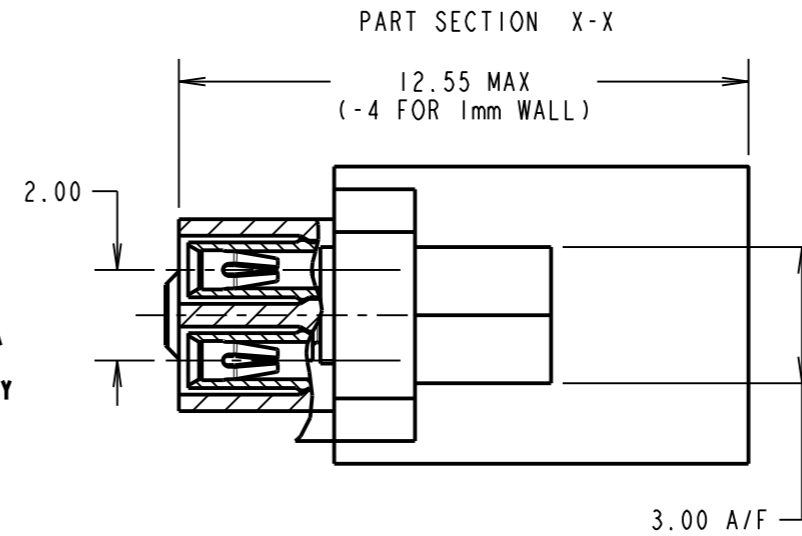
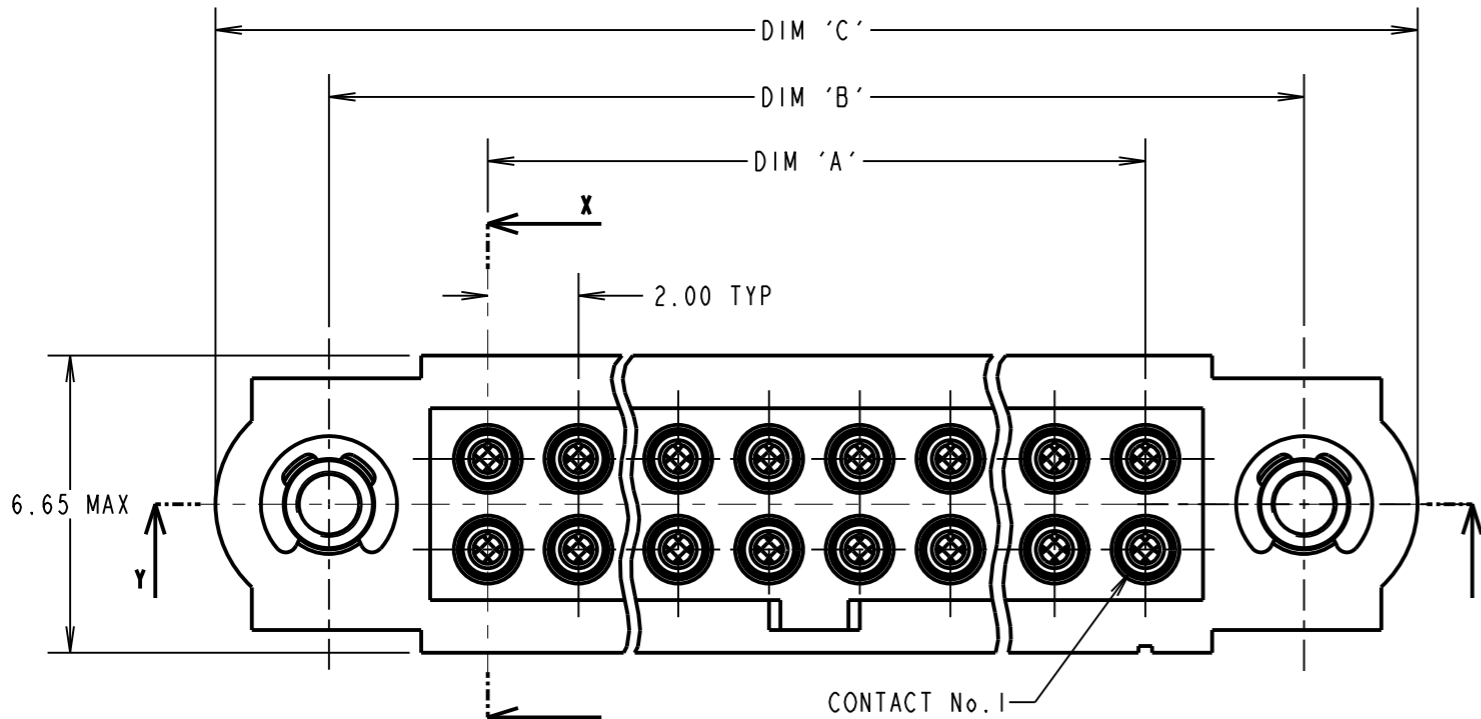
IF IN DOUBT - ASK

©

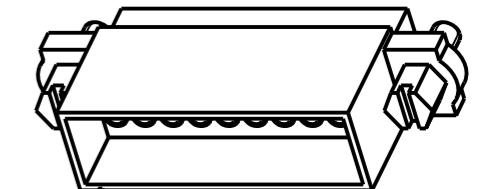
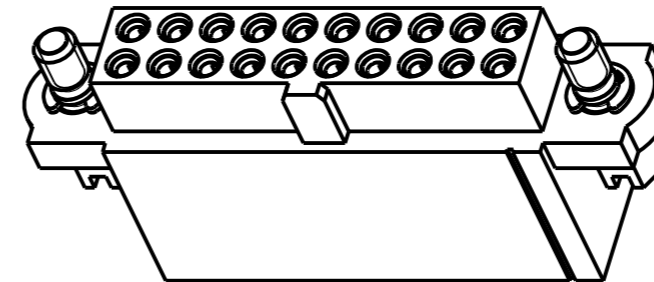
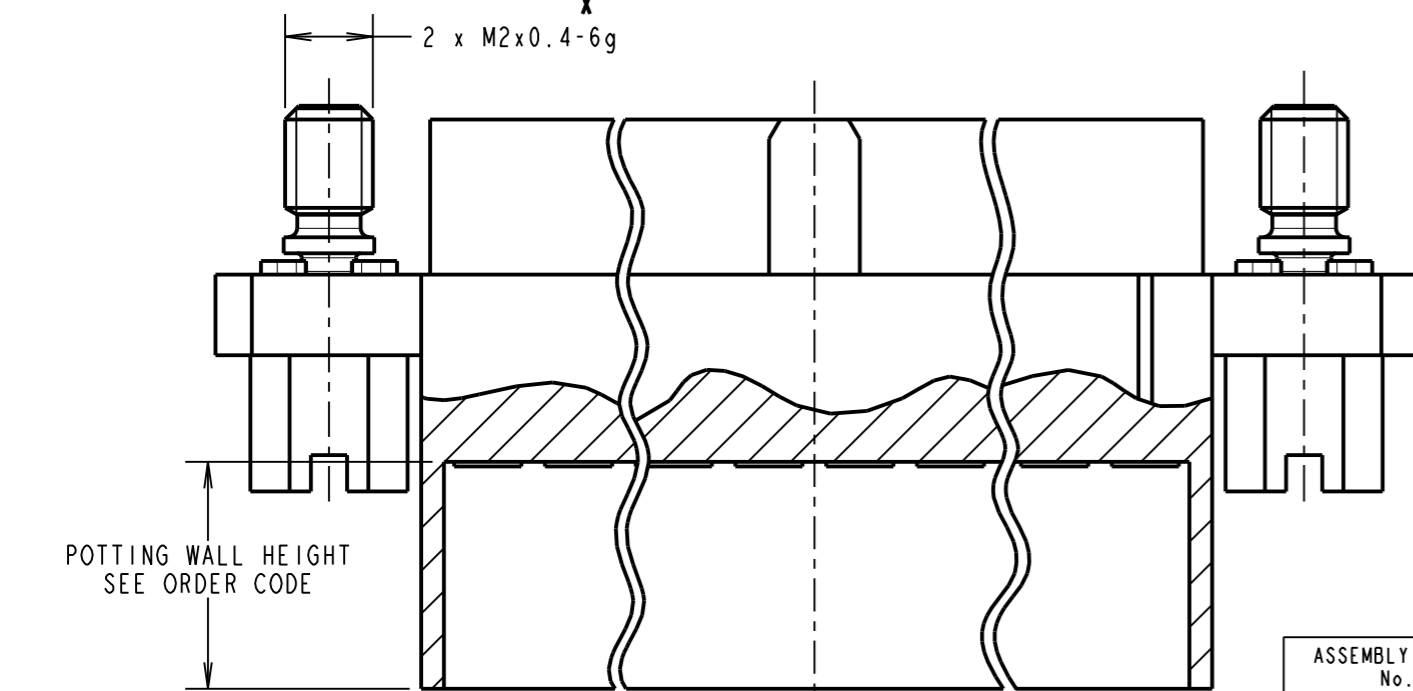
NOT TO SCALE

THIRD ANGLE PROJECTION

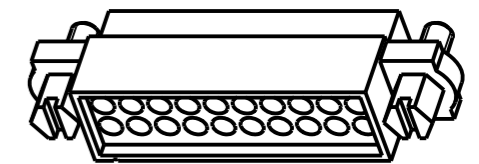
ALL DIMENSIONS IN mm



SPECIFICATIONS:
MATERIAL:
 MOULDING = GLASS-FILLED PPS, UL94V-0, BLACK
 CONTACT CLIP = BERYLLIUM COPPER
 CONTACT SHELL = BRASS
 JACKSCREW, CIRCLIP = STAINLESS STEEL
FINISH:
 05 = 0.3µ GOLD CLIP, 0.25-0.3µ GOLD SHELL
 42 = 0.3µ GOLD CLIP, 3.5-5.0µ 100% TIN SHELL
ELECTRICAL:
 CURRENT RATING AT 25°C = 3.0A MAX
 CURRENT RATING AT 85°C = 2.2A MAX
 WORKING VOLTAGE = 120V AC/DC
 VOLTAGE PROOF = 360V AC/DC
 CONTACT RESISTANCE = 25 mΩ MAX
 INSULATION RESISTANCE = 100 MΩ MIN
MECHANICAL:
 DURABILITY = 500 OPERATIONS
 INSERTION FORCE (∅0.5mm GAUGE) = 2.8N MAX
 WITHDRAWAL FORCE (∅0.5mm GAUGE) = 0.2N MIN
ENVIRONMENTAL:
 TEMPERATURE RANGE = -55°C TO +125°C
PACKING:
 LOOSE
 FOR COMPLETE SPECIFICATION, SEE
 COMPONENT SPECIFICATION C005XX
 (LATEST ISSUE)



5mm POTTING WALL HEIGHT



1mm POTTING WALL HEIGHT

PART SECTION Y-Y

ASSEMBLY PART No.	No. OF CONTACTS	DIM 'A'	DIM 'B'	DIM 'C'
M80-46606XXX	6	4.00	11.00	16.00
M80-46610XXX	10	8.00	15.00	20.00
M80-46612XXX	12	10.00	17.00	22.00
M80-46614XXX	14	12.00	19.00	24.00
M80-46618XXX	18	16.00	23.00	28.00
M80-46620XXX	20	18.00	25.00	30.00
M80-46626XXX	26	24.00	31.00	36.00
M80-46634XXX	34	32.00	39.00	44.00
M80-46642XXX	42	40.00	47.00	52.00
M80-46650XXX	50	48.00	55.00	60.00

- NOTES:**
- CONNECTORS ARE SUPPLIED WITH CONTACTS LOOSE.
 - FOR EXTRA CONTACTS, USE PART NUMBER M80-0130005 FOR M80-466XX05 AND M80-0130001 FOR M80-466XX42.
 - RECOMMENDED WIRE TYPE = BS 3G 210 TYPE A, PTFE INSULATED 24-28 AWG. MAX INSULATION DIAMETER = ∅1.10mm, STRIP WIRE BY 2.00mm.
 - RECOMMENDED HAND CRIMP TOOL = M22520/2-01 WITH POSITIONER T5747.
 - CONTACT INSERTION AND EXTRACTION TOOL = Z80-280.
 - INSTRUCTION SHEETS ARE AVAILABLE.

RA	7	21.01.11	11101
NAME	ISS.	DATE	C/NOTE
APPROVED:		R.ADDE	
CHECKED:		M.G.PLESTED	
DRAWN:		B. M. KENT	
CUSTOMER REF.:			
ASSEMBLY DRG:			

ORDER CODE:
M80-466XXXXX

TOTAL No. OF CONTACTS
 06, 10, 12, 14, 18, 20,
 26, 34, 42, 50

FINISH
 05 - GOLD CLIP, GOLD SHELL
 42 - GOLD CLIP, 100% TIN SHELL

POTTING WALL HEIGHT
 BLANK = 5mm
 A = 1mm

HARWIN

HARWIN USA
 TEL: 603 893 5376
 FAX: 603 893 5396
 mis@harwin.com

HARWIN Europe (UK)
 TEL: 023 9231 4545
 FAX: 023 9231 4590
 mis@harwin.co.uk

HARWIN Asia
 TEL: +65 6 779 4909
 FAX: +65 6 779 3868
 mis@harwin.com.sg

THIS DRAWING AND ANY INFORMATION OR DESCRIPTIVE MATTER SET OUT HEREON ARE CONFIDENTIAL AND COPYRIGHT PROPERTY OF THE HARWIN GROUP AND MUST NOT BE DISCLOSED, LOANED, COPIED OR USED FOR MANUFACTURING, TENDERING OR FOR ANY OTHER PURPOSE WITHOUT THEIR WRITTEN PERMISSION.

TOLERANCES
 X. = ±1mm
 X.X = ±0.25mm
 X.XX = ±0.10mm
 X.XXX = ±0.01mm
 ANGLES = ±5°
 UNLESS STATED

MATERIAL:
 SEE ABOVE
FINISH: SEE ABOVE
S/AREA: mm²

TITLE: JACKSCREW DATAMATE DIL CRIMP (SMALL BORE) POTTING WALL FEMALE ASSEMBLY
DRAWING NUMBER: M80-466XXXX
 SHT 2 OF 2