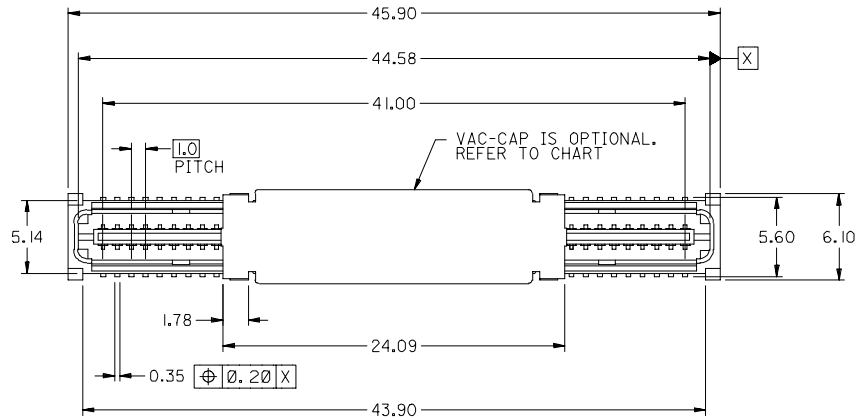


71741-0004	YES	YES	PK-70873-063	TAPE & REEL	0.76 GOLD
71741-0003	NO	YES	PK-70873-063	TAPE & REEL	0.76 GOLD
71741-0002	YES	YES	PK-70873-063	TAPE & REEL	0.25 GOLD
71741-0001	YES	NO	PK-70873-0607	TUBE	0.25 GOLD
ITEM NUMBER	PEGS	PICK & PLACE CAP	PACKAGING SPEC. NUMBER	PACKAGING TYPE	TERMINAL PLATING



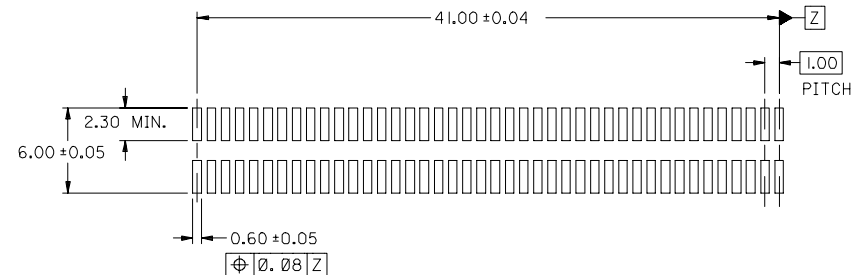
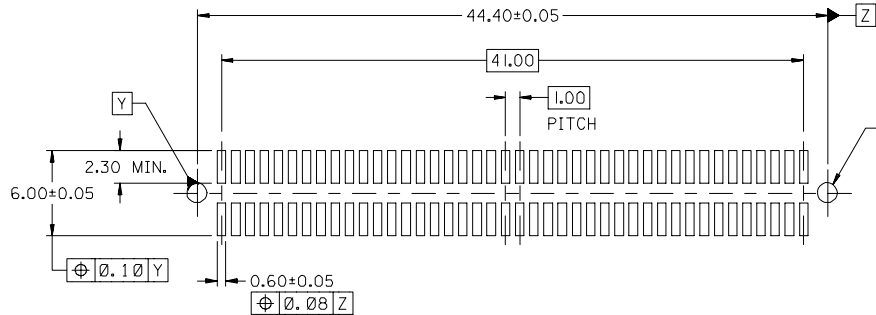
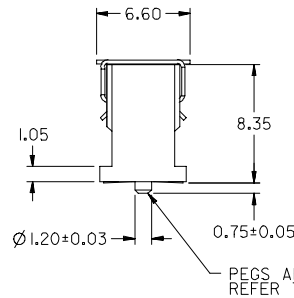
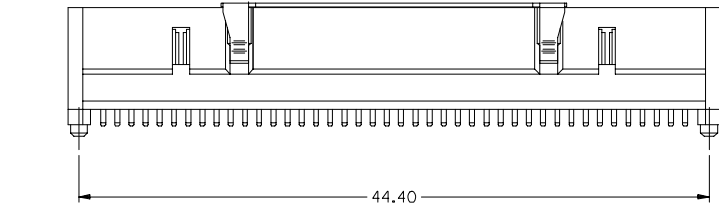
PLATING

0.76 GOLD - 0.76 MICRON MIN. GOLD PLATING IN CONTACT AREA, 1.90 MICRON MIN. TIN PLATING IN TERMINAL AREA, OVER 1.27 MICRON MIN. NICKEL PLATING OVERALL

0.25 GOLD - 0.25 MICRON MIN. GOLD PLATING IN CONTACT AREA, 1.00 MICRON MIN. TIN PLATING IN TERMINAL AREA, OVER 2.00 MICRON MIN. NICKEL PLATING OVERALL

NOTES:

- HOUSING MATERIAL: G.F. THERMOPLASTIC; UL RATING: 94V-0; COLOR: WHITE
TERMINAL MATERIAL: PHOSPHOR BRONZE
VACUUM CAP MATERIAL: STAINLESS STEEL
- COPLANARITY OF SMT TAILS: 0.10 MAX.
- PACKAGING SPECIFICATIONS: REFER TO CHART
- DIMENSIONS ARE IN MILLIMETERS.
- THIS PART, WHEN MATED WITH MOLEX U.S. PART NO. 71742-0*** OR MOLEX JAPAN PART NO. 52841-0848, CONFORMS TO MOLEX PRODUCT SPECIFICATION PS-71741-9999.



RECOMMENDED PCB LAYOUT

RECOMMENDED PCB THICKNESS: 1.0±0.1mm MIN.

RECOMMENDED PCB LAYOUT (WITHOUT PEGS)

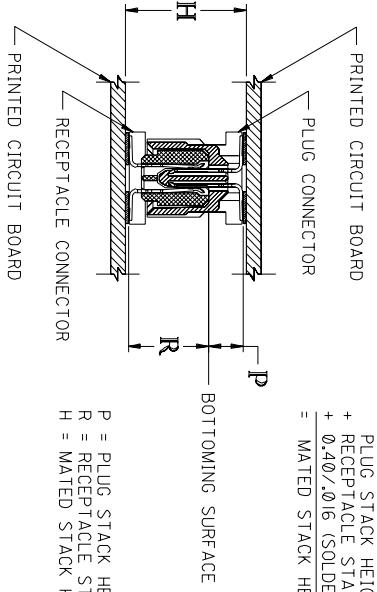
RECOMMENDED PCB THICKNESS: 1.0±0.1mm MIN.

NOTE FOR LEAD FREE CONVERSION:
THE PRIMARY SHIPPING CARTON WILL BE LABELED "COMPLIANT TO ROHS DIRECTIVE 2002/95/EC AND ELV ANNEX II OF DIRECTIVE 2000/53/EC". CARTONS WITHOUT THIS LABEL MAY CONTAIN PRODUCT WITH LEAD.

MODIFY PACKAGING EC NO: UCP2006-2840 DRAWN BY: BARRA CHKD: BARKER APPR: MILLER	QUALITY SYMBOLS ▽=0 ▽=0	GENERAL TOLERANCES (UNLESS SPECIFIED)		DIMENSION STYLE		SCALE	DESIGN UNITS	THIRD ANGLE PROJECTION	
		mm INCH		MM ONLY		4:1	METRIC	⊗ □	
		4 PLACES ± --- ± ---	REED	DATE	TITLE	SALES ASSY, 1.0MM 84CKT BOARD-TO-BOARD PLUG 4.30/169 STACK HEIGHT			
		3 PLACES ± --- ± ---	CHECKED BY	DATE					
2 PLACES ± --- ± ---	REED	DATE		MOLEX INCORPORATED					
1 PLACE ± --- ± ---	APPROVED BY	DATE							
ANGULAR ±1/2°		BIXLER		MATERIAL NO.		DOCUMENT NO.		SHEET NO.	
DRAFT WHERE APPLICABLE MUST REMAIN WITHIN DIMENSIONS		SEE TABLE		SDA-71741-0***		1 OF 2			
THIS DRAWING CONTAINS INFORMATION THAT IS PROPRIETARY TO MOLEX INCORPORATED AND SHOULD NOT BE USED WITHOUT WRITTEN PERMISSION									

RECOMMENDED PLUG/RECEPTACLE COMBINATION FOR
MATED STACK HEIGHT PER EIA STANDARD 700 AAB

MATED STACK HEIGHT	RECEPTACLE HEIGHT	RECEPTACLE SERIES NO.	PLUG HEIGHT	PLUG SERIES NO.
10.00/.394	5.30/.209	71742-0***	4.30/.169	71741-0***
15.00/.591	10.30/.406	71742-3***	4.30/.169	71741-0***



PLUG STACK HEIGHT
+ RECEPTACLE STACK HEIGHT
+ 0.40/.016 (SOLDER PASTE ALLOWANCE)
= MATED STACK HEIGHT

P = PLUG STACK HEIGHT
R = RECEPTACLE STACK HEIGHT
H = MATED STACK HEIGHT

METRIC

REVISE ONLY ON CAD SYSTEM

UNLESS OTHERWISE SPECIFIED
TOLERANCES ARE IN 1/128"

PLUG	INCH	METRIC
1 PLUG	1	1
2 PLUG	1	1
3 PLUG	1	1

DRG. NO. 60532
FILE NAME SDA-71741-0***
DATE 98/12/28

SALES ASSY, 1.0mm 84 CKT.
BOARD-TO-BOARD PLUG
4.30/.169 STACK HEIGHT

MOLEX INCORPORATED
SHEET NO. 2

THIS DRAWING CONTAINS INFORMATION THAT IS PROPRIETARY TO MOLEX INC. AND SHOULD NOT BE USED WITHOUT WRITTEN PERMISSION.

REV. NO.	DATE	DESCRIPTION
1		
2		
3		
4		
5		
6		
7		
8		
9		
10		
11		
12		
13		