

SPECIFICATIONS

PARAMETERS	VALUES	UNITS
RATED VOLTAGE	24	Vdc
OPERATING VOLTAGE RANGE	9 ~ 28	Vdc
TONE OUTPUT	SEE 32 TONE CHART	-
CURRENT CONSUMPTION (NOMINAL)	SEE 32 TONE CHART	-
INGRESS PROTECTION	IP54	-
CASE MATERIAL/COLOR	ABS/RED	-
OPERATING TEMPERATURE	-10 ~ +60	°C
WEIGHT	300	grams

THIS DOCUMENT CONTAINS DATA PROPRIETARY TO PROJECTS UNLIMITED, INC. ANY USE OR REPRODUCTION, IN ANY FORM, WITHOUT PRIOR WRITTEN PERMISSION OF PROJECTS UNLIMITED, INC. IS PROHIBITED.
©2003, Projects Unlimited Inc.

REVISION HISTORY

LTR	DESCRIPTION	DATE	APPROVED
-	RELEASED FROM ENGINEERING	12/15/2005	
A	ADDED CONNECTION DIAGRAM	9/5/2006	R.W.
B	ADDED BASE & RoHS NOTES	5/21/2007	R.W.
C	REVISED DETAIL "A" DIL SWITCH	3/12/2009	B.R.
D	REVISED TO INVENTOR 3-D DRAWING TEMPLATE	6/15/2010	B.R.


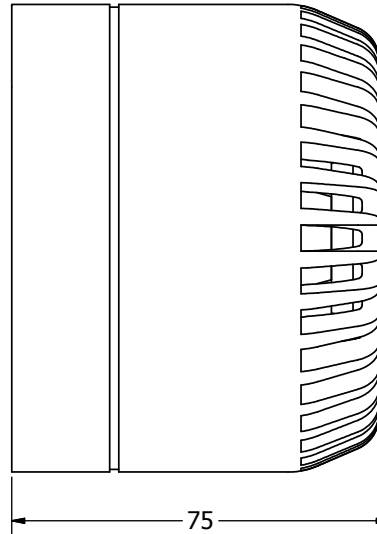
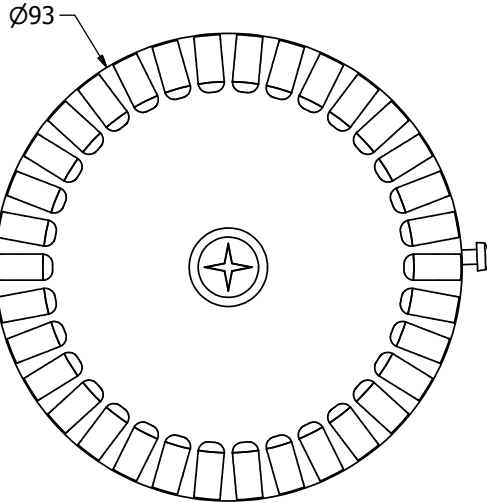
DETAIL "A"



DETAIL "B" VOLUME CONTROL

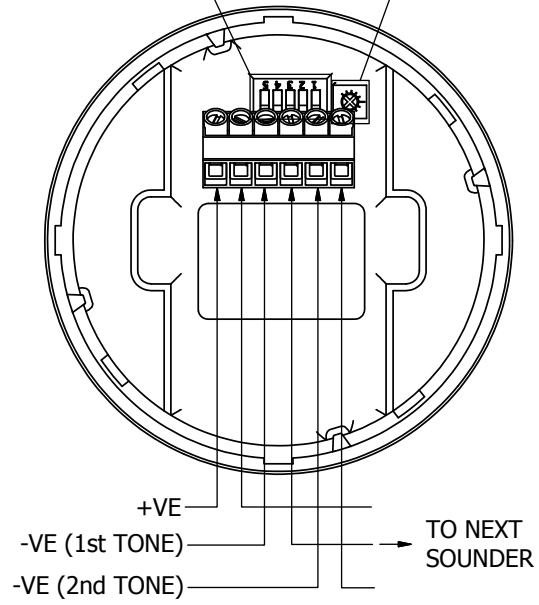


OPTIONAL BASES
DEEP BASE: AWA-DBR
U BASE: AWA-UBR
120Vac BASE: AWA-DBR-120



SEE DETAIL "A"

SEE DETAIL "B"



- NOTES:**
1. ALL DIMENSIONS ARE IN MILLIMETERS.
 2. SPECIFICATIONS SUBJECT TO CHANGE OR WITHDRAWAL WITHOUT NOTICE.
 3. THIS PART IS RoHS 2002/95/EC COMPLIANT.
 4. IP65 WITH USE OF AWA-DBR, AWA-DBR-120, OR AWA-UBR BASE.

UNLESS OTHERWISE SPECIFIED: DIMENSIONS ARE IN MILLIMETERS, TOLERANCES ARE ±0.5 AND ANGLES ARE ±3°.	SIZE	Designed by	Date	Checked by	Date	Approved by	Date	Drawn Date
	A3	J.A.F.	12/15/2005	E.P.	12/15/2005	B.R.	12/15/2005	6/15/2010
AW-15SBR.idw		<p>A Division of Projects Unlimited</p>				AW-15SBR		
						Siren		Edition
				-		1 / 1		