

**Bullet Type LED lamp**
**BL-L524**
**■ Features:**

- 5mm Round-Helmet Type LED Lamp
- Ultra brightness.
- Choice of various viewing angles.
- Diffused, Transparent and Water clear lens
- IC compatible /Low current capability.
- RoHs Compliance


**■ Electrical-optical characteristics: (Ta=25°C) (Test Condition: IF=20mA)**

Part Number	Chip			Lens Type	Forward Voltage(VF) Unit:V		Luminous Intensity (Iv) Unit:mcd		Viewing Angle 2θ1/2 (deg)
	Emitted Color	Material	λ <sub>P</sub> (nm)		Typ	Max	Min.	Typ.	
					BL-L524UEC	Ultra Orange	AlGaInP	630	
BL-L524UYC	Ultra Yellow	AlGaInP	590	2.10	2.50	800	1500		
BL-L524UGC	Ultra Green	AlGaInP	574	2.20	2.50	300	800		
BL-L524PGC	Ultra Pure Green	InGaN	525	3.80	4.50	1500	3000		
BL-L524BGC	Ultra Bluish Green	InGaN	505	3.80	4.50	1000	2700		
BL-L524BC	Blue	InGaN	430	3.80	4.50	800	1500		
BL-L524UBC	Ultra Blue	InGaN	470	2.70	4.20	1200	2500		
BL-L524VC	UV	InGaN	405	3.80	4.50	60	90		
BL-L524UWC	Ultra White	InGaN	/	2.70	4.20	3000	10000		

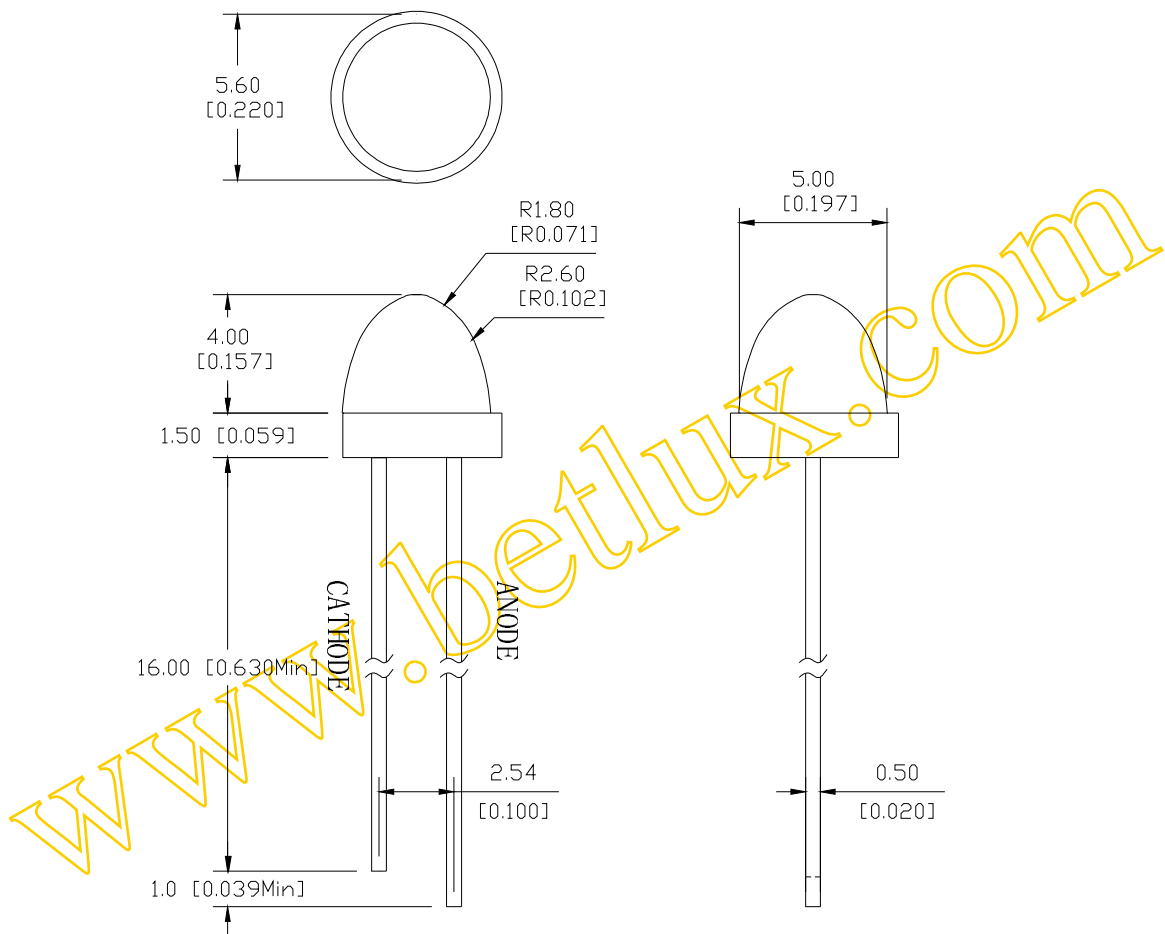
**■ Absolute maximum ratings (Ta=25°C)**

Parameter	SR	LR	UR	UE	UY	UG	PG	BG	B	UB	UV	W	Unit
Forward Current I <sub>F</sub>	25	25	25	30	30	30	30	30	30	30	30	30	mA
Power Dissipation P <sub>d</sub>	60	60	60	65	65	75	110	110	120	120	120	120	mW
Reverse Voltage V <sub>R</sub>	5	5	5	5	5	5	5	5	5	5	5	5	V
Peak Forward Current I <sub>PF</sub> (Duty 1/10 @1KHZ)	150	150	150	150	150	150	150	100	100	100	100	100	mA
Operation Temperature T <sub>OPR</sub>	-40 to +80												°C
Storage Temperature T <sub>STG</sub>	-40 to +85												°C
Lead Soldering Temperature T <sub>SOL</sub>	Max.260±5°C for 3 sec Max. (1.6mm from the base of the epoxy bulb)												°C

**Bullet Type LED lamp**

**BL-L524**

**Package configuration & Internal circuit diagram**



**Notes:**

1. All dimensions are in millimeters (inches)
2. Tolerance is  $\pm 0.25(0.01)$  unless otherwise noted.
3. Specifications are subject to change without notice.

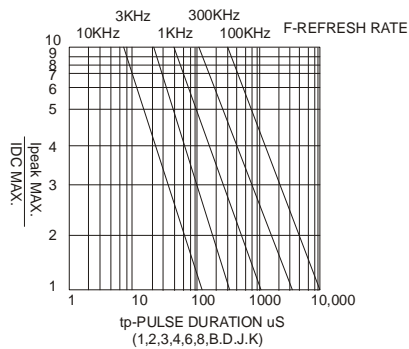
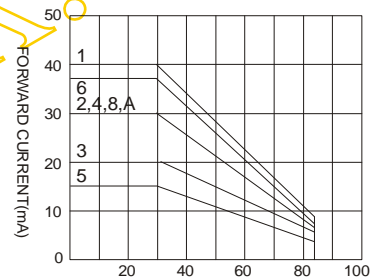
## Bullet Type LED lamp

BL-L524

### Typical electrical-optical characteristics curves:



- |   |                                      |
|---|--------------------------------------|
| (1) - GaAsP/GaAs 655nm/Red                | (9) - GaAlAs 880nm                   |
| (2) - GaP 570nm/Yellow Green              | (10) - GaAs/GaAs & GaAlAs/GaAs 940nm |
| (3) - GaAsP/GaP 585nm/Yellow              | (A) - GaN/SiC 430nm/Blue             |
| (4) - GaAsP/GaP 635nm/Orange & Hi-Eff Red | (B) - InGaN/SiC 470nm/Blue           |
| (5) - GaP 700nm/Bright Red                | (C) - InGaN/SiC 505nm/Ultra Green    |
| (6) - GaAlAs/GaAs 660nm/Super Red         | (D) - InGaN/SiC 525nm/Ultra Green    |
| (8) - GaAsP/GaP 610nm/Super Red           |                                      |



NOTE:25°C free air temperature unless otherwise specified