

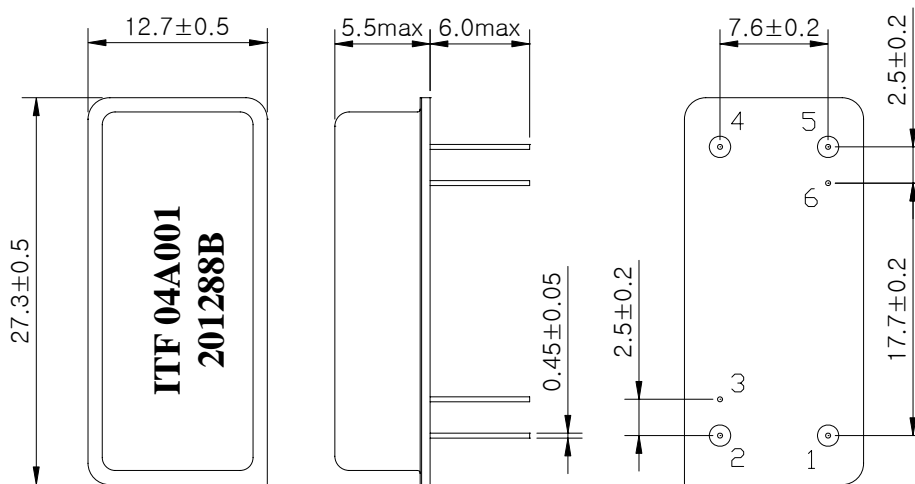
SAW Bandpass Filter 201288B



1. Features

- IF Bandpass Filter
- High Attenuation
- Single-Ended Operation
- DIP Package
- Maximum Storage Temperature Range : -40°C ~ 85°C
- Electrostatics Sensitive Device (ESD)

2. Package Dimension



Package : D2712

Dimensions shown are nominal in millimeters
 Base : Fe(SPCC), Au plating over Ni plated
 Cap : Cu & Cr Alloy, Ni Plated
 Termination : Kovar, Au Plated

Pin Configuration	
1	Input
5	Output
2, 4	Ground
3, 6	Case ground

	ITF Co., Ltd. 102-901, Bucheon Technopark 364, Samjeong-Dong, Ojeong-Gu, Bucheon-City, Gyeonggi-Do, Korea 421-809	Part No.	201288B	
		Rev. Date	2004-03-31	
		Rev.	NW3015-CS02	1/5

SAW Bandpass Filter 201288B



3. Specifications

Fo = 140.0 MHz


Terminating source impedance : 50Ω and matching network

Terminating load impedance : 50Ω and matching network

		Minimum	Typical	Maximum
Center Frequency	MHz	-	140.0	-
Insertion Loss	dB	-	20.0	24.0
1dB Bandwidth	MHz	-	1.0	-
3dB Bandwidth	MHz	1.1	1.2	1.3
40dB Bandwidth	MHz	-	2.0	2.2
Amplitude Ripple (Fo +/- 0.4 MHz)	dB	-	0.5	1.0
Group Delay Variation (Fo +/- 0.4 MHz)	nsec	-	150	400
Absolute Delay	usec	-	3.0	3.3
Ultimate Rejection	dB	50	55	-
Temperature Coefficient of Frequency	ppm/°C ²	-	-0.03	-

Notes :

- 1) All specifications are based on the matching schematic shown below
- 2) All specifications are measured by Agilent Network analyzer and full 2 port calibration at room temperature
- 3) All attenuation measurements are measured relative to insertion loss

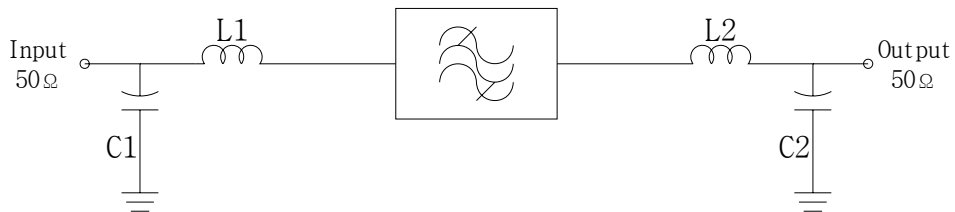
 Integrated Technology Future	ITF Co., Ltd. 102-901, Bucheon Technopark 364, Samjeong-Dong, Ojeong-Gu, Bucheon-City, Gyeonggi-Do, Korea 421-809	Part No.	201288B	
		Rev. Date	2004-03-31	
		Rev.	NW3015-CS02	2/5

SAW Bandpass Filter 201288B



4. Matching Schematic

(Actual matching values may vary due to PCB layout and parasitics)




$$L1 = L2 = 39 \text{ nH}$$

$$C1 = C2 = 33 \text{ pF}$$

5. Marking Configuration

ITF¹⁾ 04A001²⁾
201288B³⁾

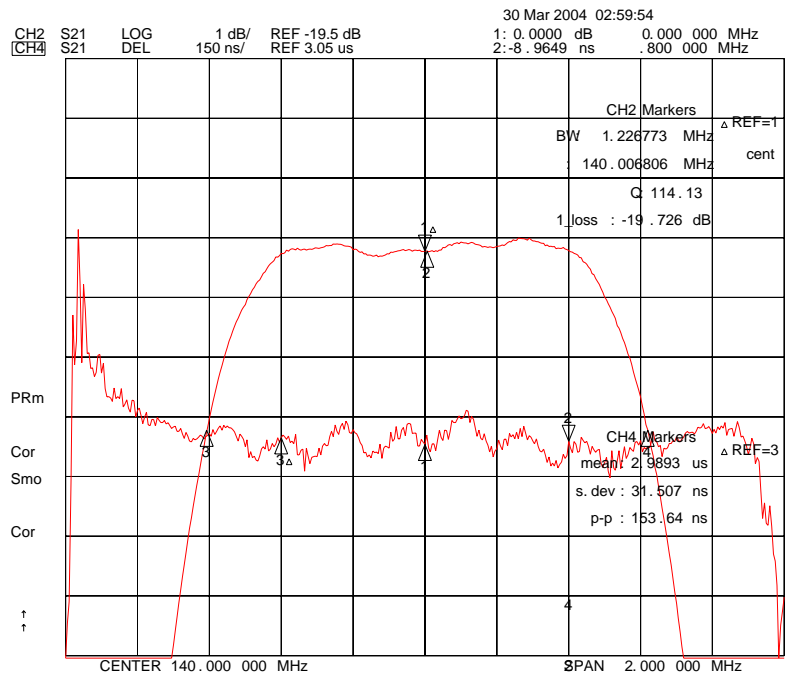
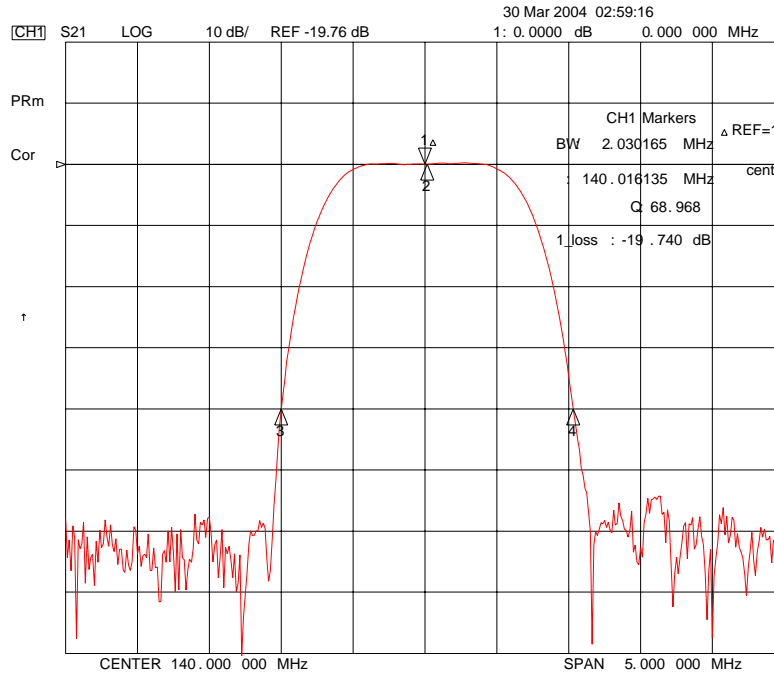
- 1) Manufacturer name
- 2) Lot Number
- 3) Part Number

 Integrated Technology Future	ITF Co., Ltd. 102-901, Bucheon Technopark 364, Samjeong-Dong, Ojeong-Gu, Bucheon-City, Gyeonggi-Do, Korea 421-809	Part No.	201288B	
		Rev. Date	2004-03-31	
		Rev.	NW3015-CS02	3/5

SAW Bandpass Filter 201288B



6. Typical Performance (at +25°C)



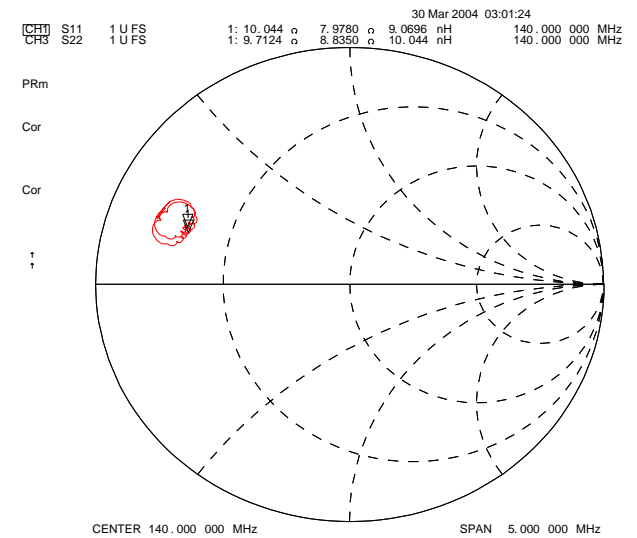
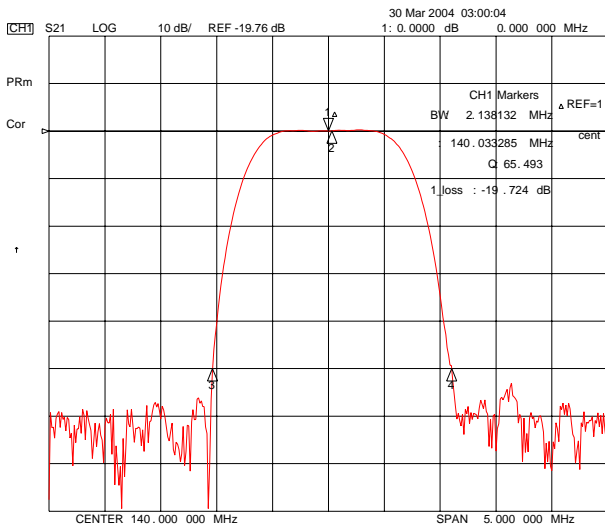
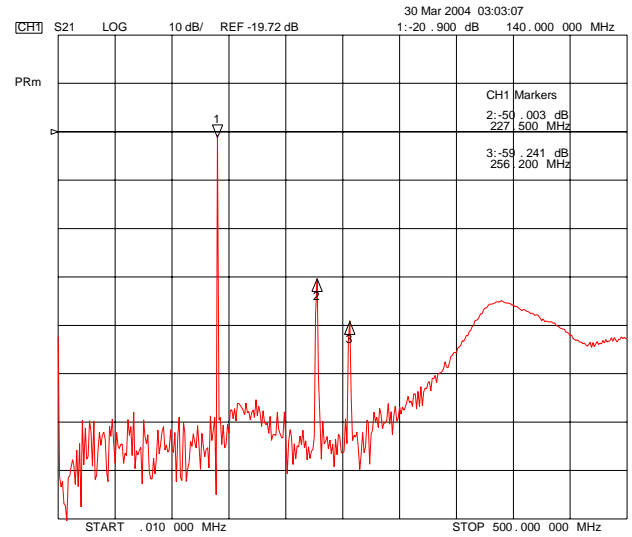
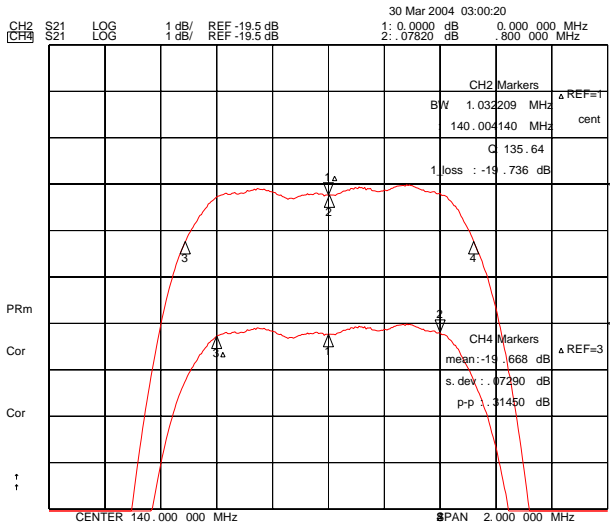
ITF Co., Ltd.
 102-901, Bucheon Technopark 364,
 Samjeong-Dong, Ojeong-Gu, Bucheon-City,
 Gyeonggi-Do, Korea 421-809

Part No. 201288B

Rev. Date 2004-03-31

Rev. NW3015-CS02 4/5

SAW Bandpass Filter 201288B



ITF Co., Ltd.
 102-901, Bucheon Technopark 364,
 Samjeong-Dong, Ojeong-Gu, Bucheon-City,
 Gyeonggi-Do, Korea 421-809

Part No. 201288B

Rev. Date 2004-03-31

Rev. NW3015-CS02 5/5