

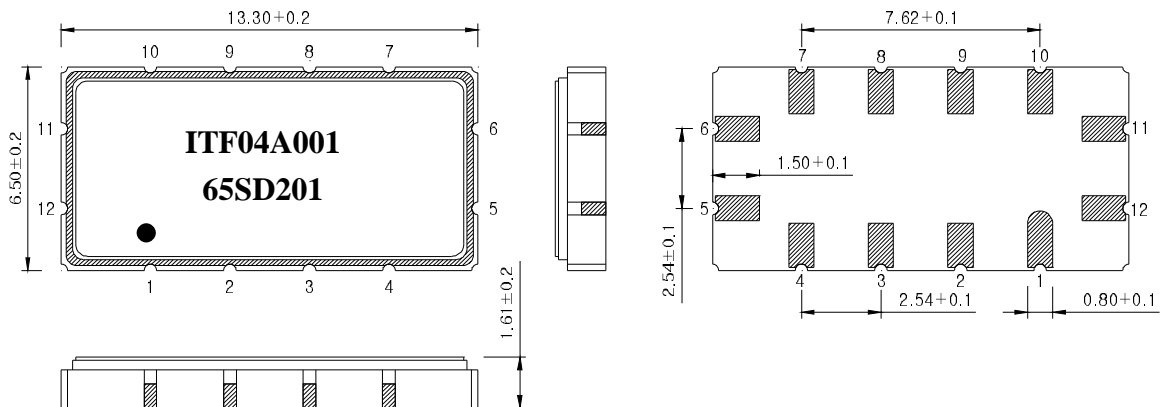
# SAW Delay-Line 65SD201



## 1. Features

- RF Delay-Line
- Single-Ended Operation
- Ceramic Surface Mount Device (SMD) Package
- Maximum Storage Temperature Range : -40°C ~ 85°C
- Electrostatics Sensitive Device (ESD)

## 2. Package Dimensions



**Package : S1365**

Dimensions shown are nominal in millimeters

Body : Al<sub>2</sub>O<sub>3</sub> Ceramic

Lid : Kovar, Ni Plated

Terminations : Au plating 0.3 ~ 1.0 um, Over a 1.27 ~ 8.89 um Ni Plating

Pad Configuration	
11	Input
5	Output
6, 12	Ground
Other	Case ground

	<b>ITF Co., Ltd.</b> 102-901, Bucheon Technopark 364, Samjeong-Dong, Ojeong-Gu, Bucheon-City, Gyeonggi-Do, Korea 421-809	Part No.	65SD201	
		Rev. Date	2004-07-08	
		Rev.	ND2001-CS02	1/5

# SAW Delay-Line 65SD201



## 3. Specifications

Fo = 65.0 MHz

Terminating source impedance : 50Ω and matching network

Terminating load impedance : 50Ω and matching network

		Minimum	Typical	Maximum
Center Frequency	MHz	-	65.0	-
Insertion Loss	dB	-	14.8	17.0
1dB Bandwidth	MHz	22.0	24.0	-
40dB Bandwidth	MHz	-	32.4	40.0
Amplitude Ripple (Fo +/- 10.0 MHz)	dB	-	0.7	1.0
Group Delay Variation (Fo +/- 10.0 MHz)	nsec	-	30	80
Absolute Delay	usec	2.2	2.4	-
Temperature Coefficient of Frequency	ppm/°C	-	-94	-

### Notes :

- 1) All specifications are based on the matching schematic shown below
- 2) All specifications are measured by Agilent Network analyzer and full 2 port calibration at room temperature
- 3) All attenuation measurements are measured relative to insertion loss

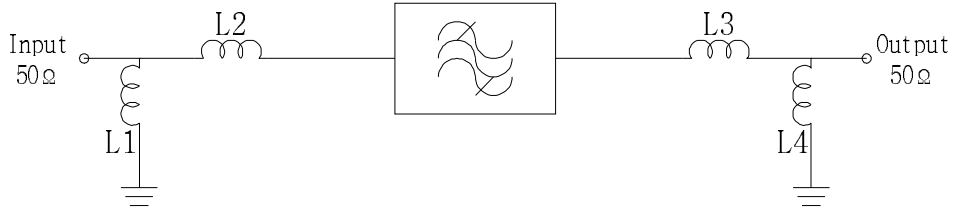
	<b>ITF Co., Ltd.</b> 102-901, Bucheon Technopark 364, Samjeong-Dong, Ojeong-Gu, Bucheon-City, Gyeonggi-Do, Korea 421-809	Part No.	65SD201	
		Rev. Date	2004-07-08	
		Rev.	ND2001-CS02	2/5

# SAW Delay-Line 65SD201



## 4. Matching Schematic

( Actual matching values may vary due to PCB layout and parasitics )



L2 = 220 nH,      L3 = 220 nH  
 L1 = 220 nH,      L4 = 470 nH

## 5. Marking Configuration

ITF<sup>1)</sup> 04A001<sup>2)</sup>  
 65SD201<sup>3)</sup>  
 ●<sup>4)</sup>

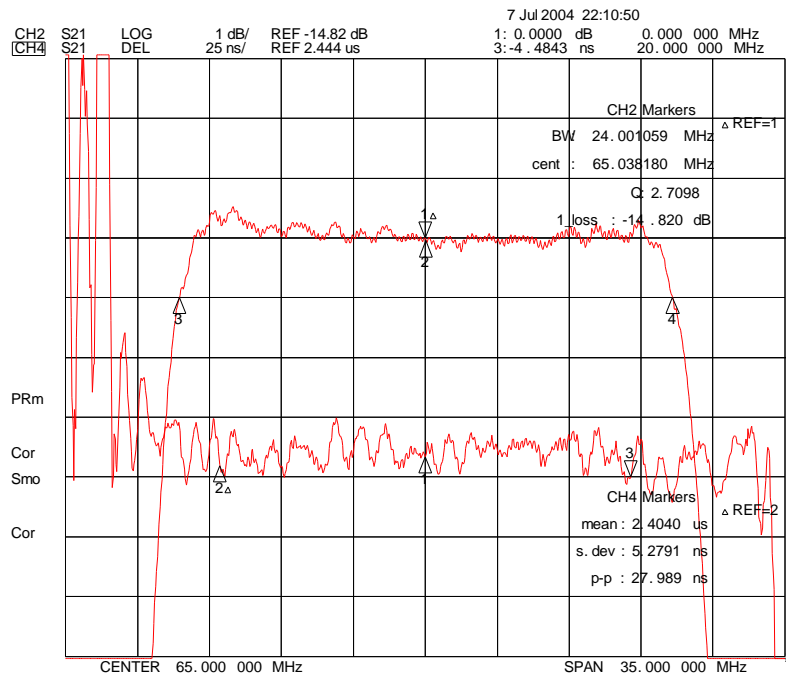
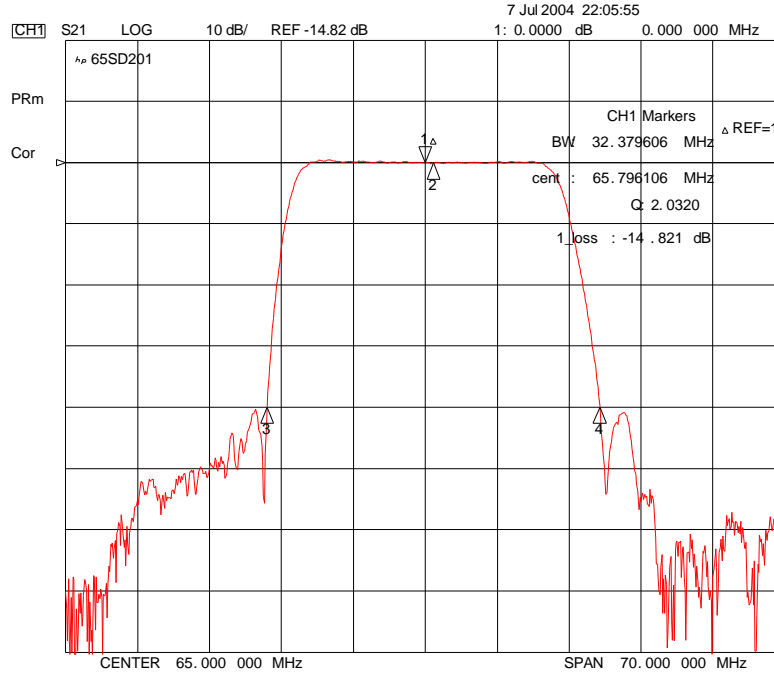
- 1) Manufacturer name
- 2) Lot Number
- 3) Part Number
- 4) Pad Number 1 Index

	<b>ITF Co., Ltd.</b> 102-901, Bucheon Technopark 364, Samjeong-Dong, Ojeong-Gu, Bucheon-City, Gyeonggi-Do, Korea 421-809	Part No.	65SD201	
		Rev. Date	2004-07-08	
		Rev.	ND2001-CS02	3/5

# SAW Delay-Line 65SD201

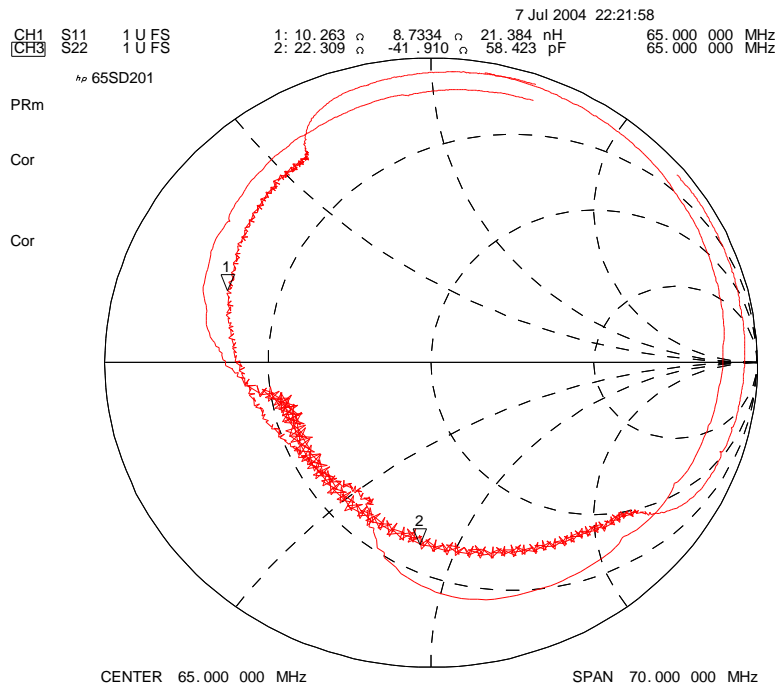
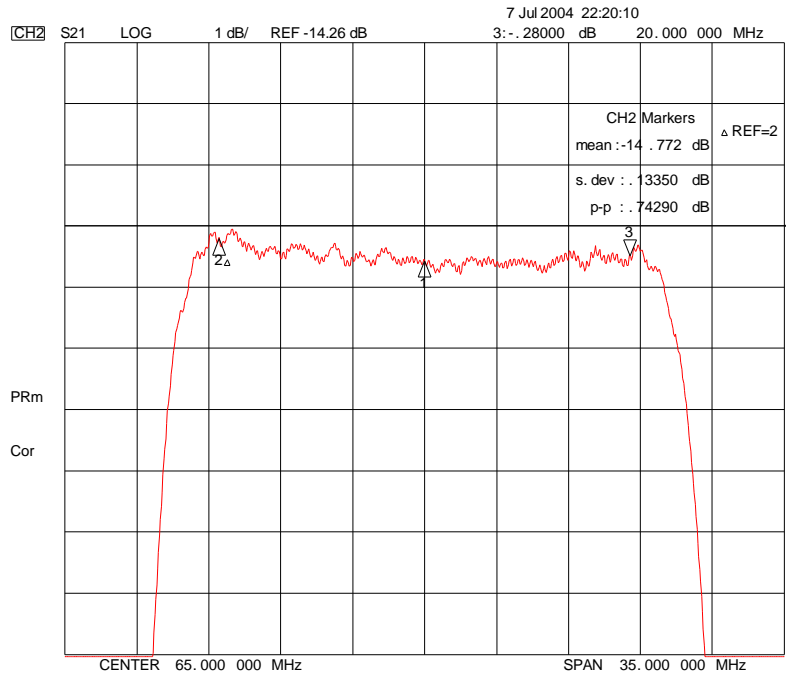


## 6. Typical Performance ( at +25°C )



	<b>ITF Co., Ltd.</b> 102-901, Bucheon Technopark 364, Samjeong-Dong, Ojeong-Gu, Bucheon-City, Gyeonggi-Do, Korea 421-809	Part No.	65SD201	
		Rev. Date	2004-07-08	
		Rev.	ND2001-CS02	4/5

# SAW Delay-Line 65SD201



	<b>ITF Co., Ltd.</b> 102-901, Bucheon Technopark 364, Samjeong-Dong, Ojeong-Gu, Bucheon-City, Gyeonggi-Do, Korea 421-809	Part No.	65SD201	
		Rev. Date	2004-07-08	
		Rev.	ND2001-CS02	5/5