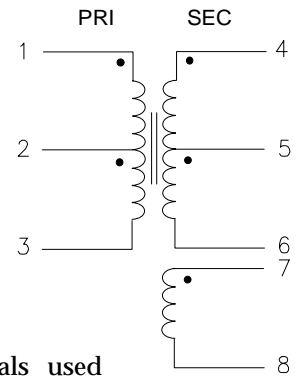


Inverter Transformer P/N T-819

Parameter		Min.	Typ.	Max.	Units
Inductance	(1-3)		12.0		
DC Resistance	(1-3)		0.43		Ω
	(4-6)		0.58		Ω
	(7-8)		153		Ω
Hi-Pot	Pins (1-3) to (4-6)	1500			V_{RMS}

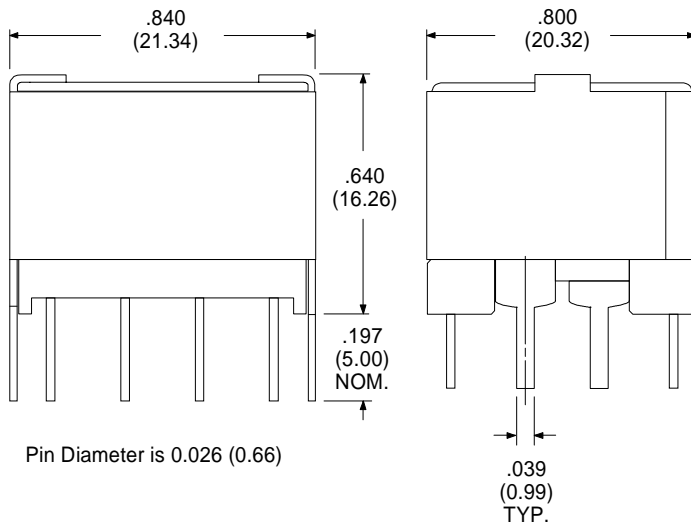
Schematic Diagram



Flammability: Materials used in the production of these units meet requirements of UL94-VO and IEC 695-2-2 needle flame test.

Physical Dimensions inches (mm)

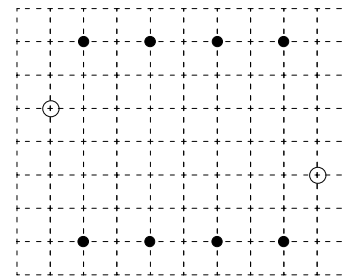
Materials used in construction of this component meet or exceed UL Class B and can be operated up to 130°C.



Pin Position Grid 0.100 (2.54)

● Holes For Bobbin Pins

○ Holes For Clip Pins



3/5/98