

Shock-Safe Fuseholder, 5 x 20 / 6.3 x 32 mm, Slot Knob, horizontal



500 VAC · 4 W / 16 A (VDE) · 600 VAC/DC · 30 A (UL/CSA)

**Description**

- Fuseholder for 500 VAC applications
- Fuseholder with high rated power acceptance
- Same drilling diagram (FUP and FUA)

Standards

- IEC 60127-6
- UL 4248-1 / UL 512
- CSA 4248-1 / no. 39

Approvals

- VDE Certificate Number: 40010391
- UL File Number: E39328


Applications

- Equipment with three-phase supply (400 VAC)
- Applications with rated current up to 16 A (VDE)
- Industrial electronic

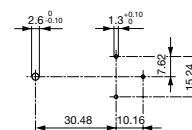
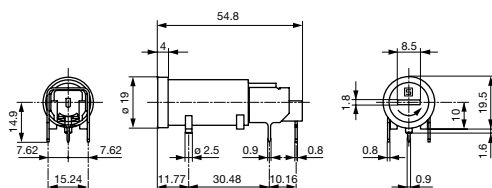
Weblinks

[pdf](#), [html](#), [General Product Information](#), [Approvals](#), [RoHS](#), [CHINA-RoHS](#), [e-Shop](#), [SCHURTER-Stock-Check](#), [Distributor-Stock-Check](#), [Accessories](#)

Technical Data

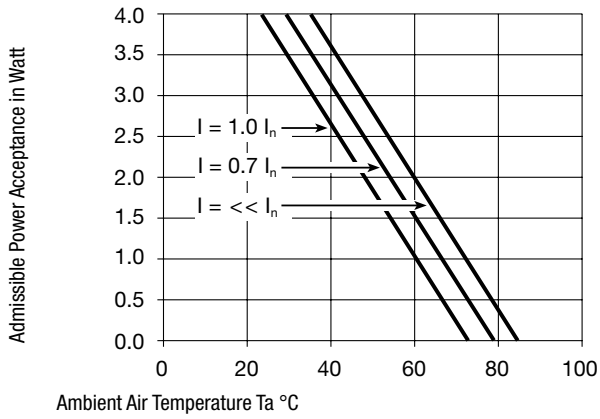
Shocksafe Category	PC2
Fuse-Link	5 x 20 or 6.3 x 32 mm
Mounting	PCB
Terminal	Solder THT
Rated Voltage	500VAC (VDE), 600VAC/DC (UL/CSA)
Rated Current	16 A (VDE), 30 A (UL/CSA)
Rated Power Acceptance IEC	4 W / 16 A @ Ta 23 °C Admissible power acceptance at higher ambient temperature see derating curves
Degree of Protection	IP 40
Protection Class	Suitable for appliances with protection class 1 or 2 acc. to IEC 61140
Admissible Ambient Air Temp.	-40 °C to 85 °C
Material: Socket	Thermoset, black, UL 94V-0
Material: Terminals	Tin-Plated Copper Alloy
Unit Weight (Socket/Cap)	14.2 g / 14.1 g
Storage Conditions	0 °C to 60 °C, max. 70% r.h.
Product Marking	 Type, Voltage, Power Acc./Current Rating, Approvals

Soldering Methods	Wave
Solderability	235 °C / 2 sec acc. to IEC 60068-2-20, Test Ta, method 1
Resistance to Soldering Heat	260 °C / 10sec acc. to IEC 60068-2-20, Test Tb, method 1A
Contact Resistance	< 5 mΩ at 20 mV
Dielectric Strength	> 3kV between L-N (50Hz; 1 min)
Impulse Withstand Voltage	> 4kV between L-N
Insulation Resistance	> 10 MΩ between L-N (500VDC; 1 min)
Overvoltage Category	I - III acc. to IEC 60664-1
Pollution Degree	2 acc. to IEC 60664-1

Dimensions


Drilling diagram

Derating Curves



Variants

Holder	Cap	Fuse-Link	Degree of Protection	Remark	Order Number
●	Slot Knob	5 x 20mm	IP 40	0031.2500 + 0031.2323	0031.2510
●	Slot Knob	6.3 x 32mm	IP 40	0031.2500 + 0031.2321	0031.2520

Packaging Unit Bulk (25 pcs.)

Required Accessory

Description



Caps to FUL, FUP, FUA
Caps to Holder FUL, FUP, FUA