

PLEASE CHECK WWW.MOLEX.COM FOR LATEST PART INFORMATION

Part Number: [0923171012](#)
Status: **Active**
Overview: [picoflex](#)
Description: Picoflex® PF-50 IDT-to-IDT Z-Style, 10 Circuits, 0.12m (4.72") Length

Documents:

[3D Model](#) [Product Specification PS-99020-0011 \(PDF\)](#)
[Drawing \(PDF\)](#) [RoHS Certificate of Compliance \(PDF\)](#)

General

Product Family	Cable Assemblies
Series	92317
Connector to Connector	Picoflex ® IDT-to-IDT Z Style
Overview	picoflex
Product Name	Picoflex®

Physical

Cable Length	0.12m (4.72")
Circuits (Loaded)	10
Color - Resin	Natural
Gender	Female-Female
Lock to Mating Part	None
Material - Metal	Phosphor Bronze
Material - Plating Mating	Tin
Material - Plating Termination	Tin
Material - Resin	Polyester
Packaging Type	Bag
Pitch - Mating Interface (in)	0.050 In
Pitch - Mating Interface (mm)	1.27 mm
Plating min: Mating (µin)	80.00
Plating min: Mating (µm)	2.000
Plating min: Termination (µin)	80.00
Plating min: Termination (µm)	2.00
Single Ended	No
Termination Interface: Style	IDT or Pierce
Waterproof / Dustproof	No
Wire Insulation Diameter	N/A
Wire Size AWG	28
Wire/Cable Type	PVC, Ribbon Cable

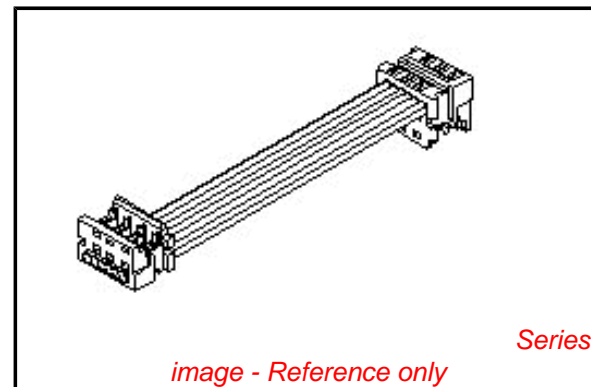
Electrical

Current - Maximum per Contact	1.2A
Shielded	No
Voltage - Maximum	250V

Material Info

Reference - Drawing Numbers

Product Specification	PS-99020-0011
Sales Drawing	SD-92317-001



EU RoHS

**ELV and RoHS
Compliant**
**REACH SVHC
Not Reviewed**
**Halogen-Free
Status**

China RoHS



**Need more information on product
environmental compliance?**

Email productcompliance@molex.com
 For a multiple part number RoHS Certificate of
 Compliance, [click here](#)

Please visit the [Contact Us](#) section for any
 non-product compliance questions.

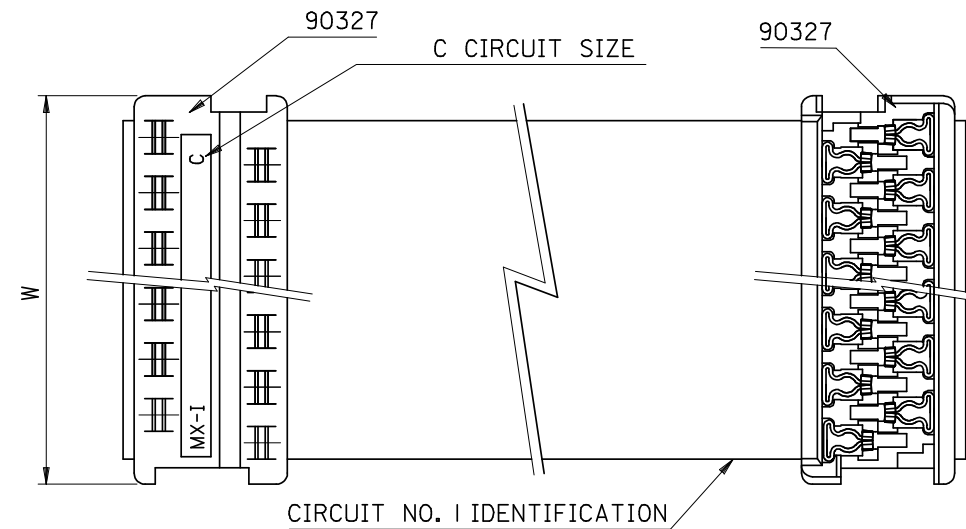
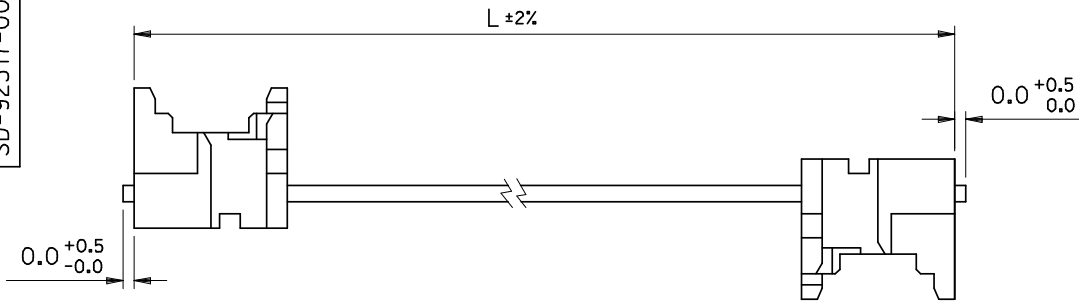
Search Parts in this Series

[92317Series](#)

Mates With

Picoflex® PF-50 Header [90325](#) , [90800](#) ,
[90779](#) , [90715](#) , [90814](#)

SEE CHART
SD-92317-001



90327 CONNECTOR

CIRCUIT SIZE	DIMENSION W
4	7.59
6	10.13
8	12.67
10	15.21
12	17.75
14	20.29
16	22.83
18	25.37
20	27.91
22	30.45
24	32.99
26	35.53

CABLE DETAILS:

28 AWG , 1.27 MM PITCH , 7 STRANDS WITH TINNED COPPER , GREY PVC INSULATION WITH A COLOURED POLARITY STRIPE INDICATING CIRCUIT NO. 1 , UL 2651.

NOTES:

1. SEE PRODUCT SPECIFICATIONS PS-99020-0011.
2. SEE TERMINATION SPECIFICATION ES-99033-0001.
3. SEE CABLE SPECIFICATION ES-99027-0006.
4. HARNESSES WILL BE 100% ELECTRICALLY TESTED FOR SHORTS AND DISCONTINUITIES.

ORDERING INFORMATION

92317-****
CIRCUIT SIZE
LENGTH L IN CENTIMETRES
LENGTHS AVAILABLE FROM 6 CM TO 120 CM

e.g. 92317-1208 = 12 CIRCUIT WITH LENGTH L OF 8 CM.

NOTE : FOR LENGTHS OF
100 CM , THE PART NO. IS 92317-***01
105 CM , THE PART NO. IS 92317-***02
110 CM , THE PART NO. IS 92317-***03
115 CM , THE PART NO. IS 92317-***04
120 CM , THE PART NO. IS 92317-***05

ENTER DESCRIPTION EC NO: E2008-0739 DRWN:KOTYPKO 2008/07/03 CHKD:MDABROWSKA 2008/07/03 APPR:DWARWAS 2008/07/04	QUALITY SYMBOLS ▽=0 ▽=0	GENERAL TOLERANCES (UNLESS SPECIFIED)		DIMENSION STYLE MM ONLY		SCALE ---	DESIGN UNITS METRIC	FIRST ANGLE PROJECTION	
		mm	INCH	DRAWN BY MCURRAN	DATE 98/06/24	TITLE PICOFLEX IDT-IDT Z-STYLE ASSEMBLIES			
REV C1	DESCRIPTION	4 PLACES	± ---	± ---	CHECKED BY AMCCANN	DATE 98/06/24	APPROVED BY MWILHITE		
		3 PLACES	± ---	± ---	DATE 98/06/24	MATERIAL NO. DOCUMENT NO.			
		2 PLACES	± ---	± ---	DATE 98/06/24		MOLEX INCORPORATED		
		1 PLACE	± ---	± ---	DATE 98/06/24		SD-92317-001		
		ANGULAR ± --- °		DRAFT WHERE APPLICABLE MUST REMAIN WITHIN DIMENSIONS		SEE CHART		SHEET NO. 1 OF 1	
				SIZE A3		THIS DRAWING CONTAINS INFORMATION THAT IS PROPRIETARY TO MOLEX INCORPORATED AND SHOULD NOT BE USED WITHOUT WRITTEN PERMISSION			