

FLM1011-15F

X,Ku-Band Internally Matched FET

FEATURES

- High Output Power: P1dB=42.0dBm(Typ.)
- High Gain: G1dB=7.0dB(Typ.)
- High PAE: η_{add} =31%(Typ.)
- Broad Band: 10.7~11.7GHz
- Impedance Matched Zin/Zout = 50 Ω
- Hermetically Sealed Package



DESCRIPTION

The FLM1011-15F is a power GaAs FET that is internally matched for standard communication bands to provide optimum power and gain in a 50 Ω system.

ABSOLUTE MAXIMUM RATINGS (Case Temperature Tc=25°C)

Item	Symbol	Rating	Unit
Drain-Source Voltage	V _{DS}	15	V
Gate-Source Voltage	V _{GS}	-5	V
Total Power Dissipation	P _T	57.7	W
Storage Temperature	T _{stg}	-65 to +175	°C
Channel Temperature	T _{ch}	175	°C

RECOMMENDED OPERATING CONDITION (Case Temperature Tc=25°C)

Item	Symbol	Condition	Limit	Unit
DC Input Voltage	V _{DS}		≤10	V
Forward Gate Current	I _{GF}	R _G =50 Ω	≤16.7	mA
Reverse Gate Current	I _{GR}	R _G =50 Ω	≥-3.62	mA

ELECTRICAL CHARACTERISTICS (Case Temperature Tc=25°C)

Item	Symbol	Test Conditions	Limit			Unit
			Min.	Typ.	Max.	
Drain Current	I _{DSS}	V _{DS} =5V, V _{GS} =0V	-	7.2	10.8	A
Transconductance	g _m	V _{DS} =5V, I _{DS} =4.55A	-	4500	-	mS
Pinch-off Voltage	V _p	V _{DS} =5V, I _{DS} =300mA	-0.5	-1.5	-3.0	V
Gate-Source Breakdown Voltage	V _{GSO}	I _{GS} =-300 μ A	-5.0	-	-	V
Output Power at 1dB G.C.P.	P _{1dB}	V _{DS} =10V f=10.7 - 11.7 GHz I _{DS} =0.5I _{DSS} (typ) Z _S =Z _L =50 Ω	41.0	42.0	-	dBm
Power Gain at 1dB G.C.P.	G _{1dB}		6.0	7.0	-	dB
Drain Current	I _{DSR}		-	4.0	5.0	A
Power-added Efficiency	η_{add}		-	31	-	%
Gain Flatness	Δ G		-	-	1.2	dB
Thermal Resistance	R _{th}	Channel to Case	-	2.3	2.6	°C/W
Channel Temperature Rise	Δ T _{ch}	10V x I _{DSR} x R _{th}	-	-	100	°C
3rd Order Intermodulation Distortion	IM ₃	f=11.7GHz, Δ f=10MHz, 2-Tone Test P _{out} =30.0dBm S.C.L.	-42	-45	-	dBc

CASE STYLE: IB

G.C.P.:Gain Compression Point, S.C.L.:Single Carrier Level

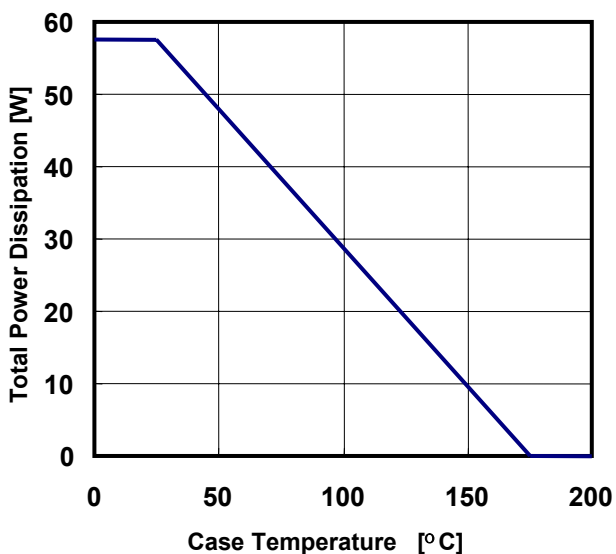
ESD	Class III	2000V ~
-----	-----------	---------

Note : Based on EIAJ ED-4701 C-111A(C=100pF, R=1.5k Ω)

FLM1011-15F

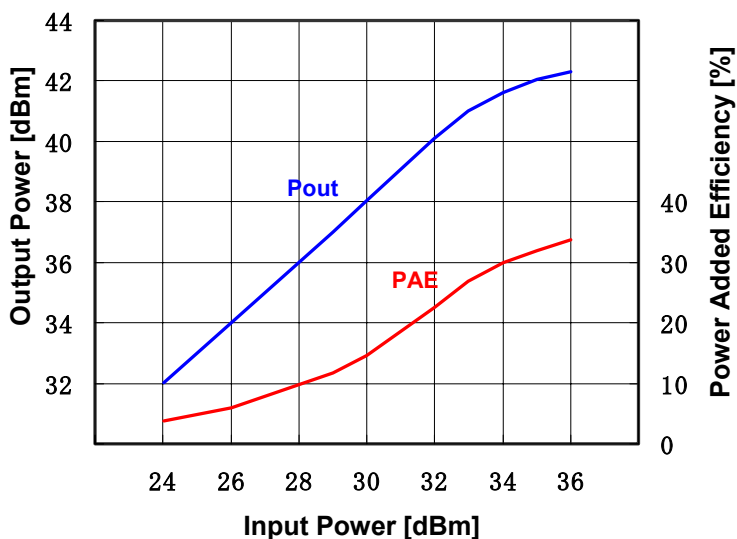
X,Ku-Band Internally Matched FET

POWER DERATING CURVE



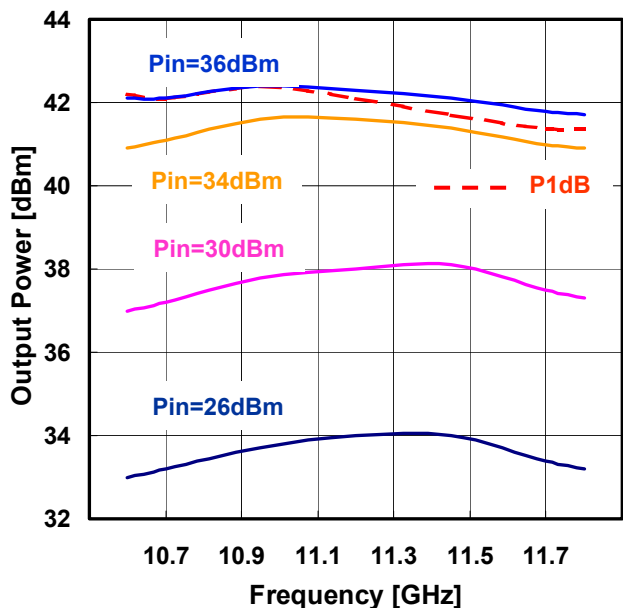
OUTPUT POWER , POWER ADDED EFFICIENCY v.s. INPUT POWER

Vds=10V, Ids=0.5Idss Freq=11.2GHz



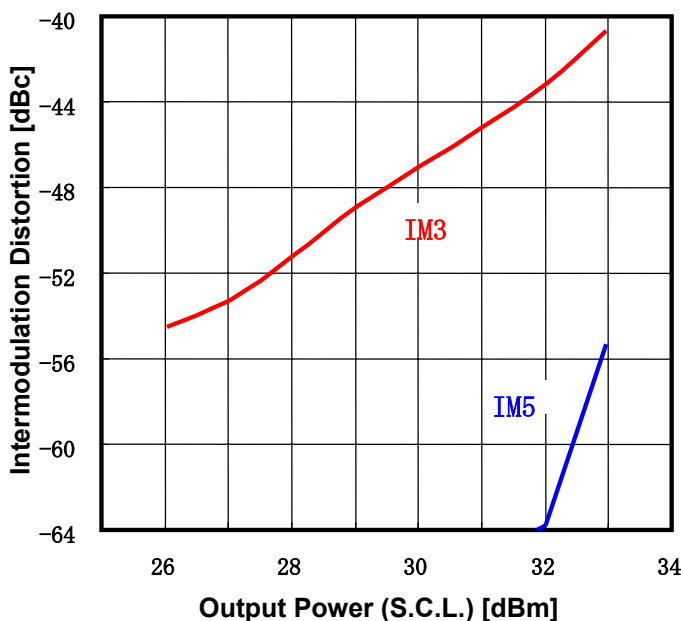
OUTPUT POWER v.s. FREQUENCY

Vds=10V, Ids=0.5Idss



IMD v.s. OUTPUT POWER (S.C.L.)

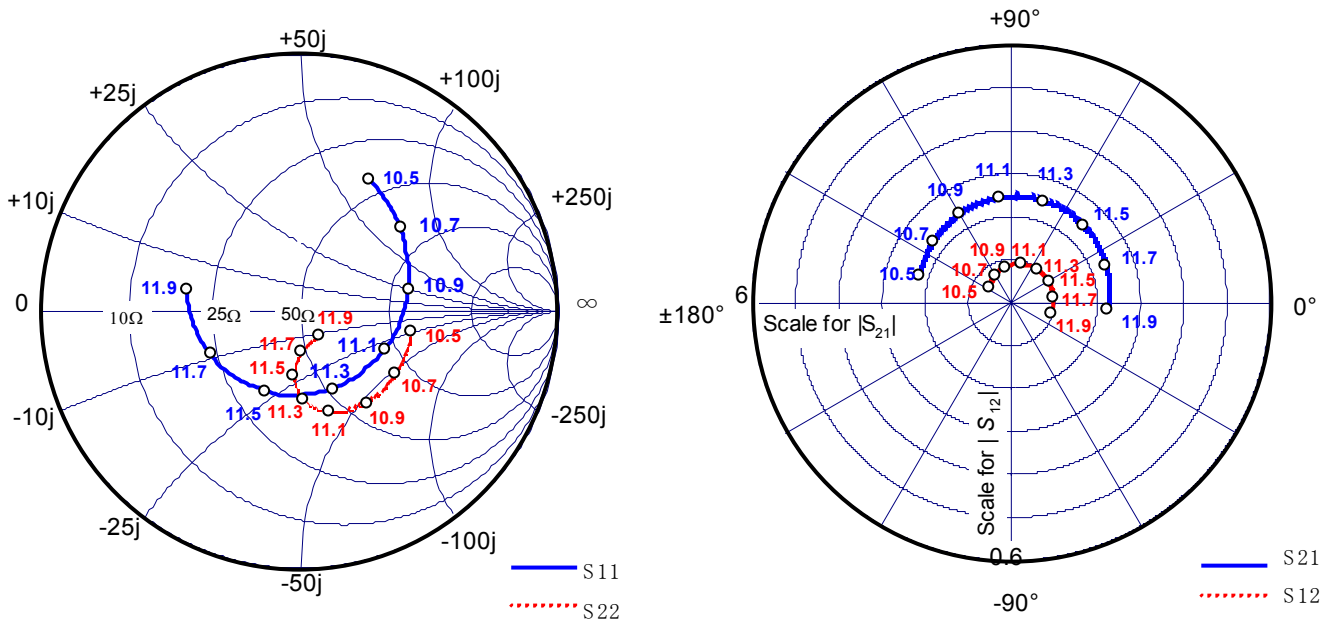
Vds=10V, Ids=3.6A
f1=11.70GHz, f2=11.71GHz, 2-tone test



FLM1011-15F

X,Ku-Band Internally Matched FET

S-PARAMETERS



VDS=10V , IDS=0.5Idss

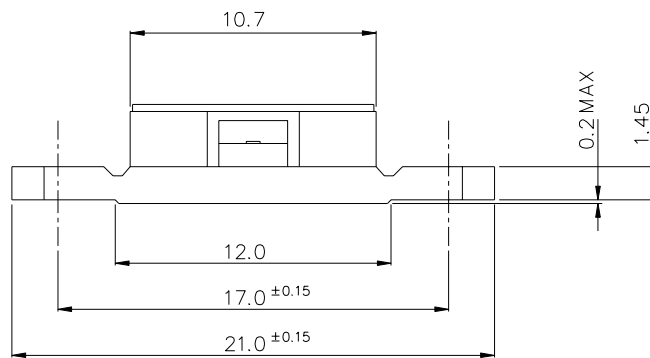
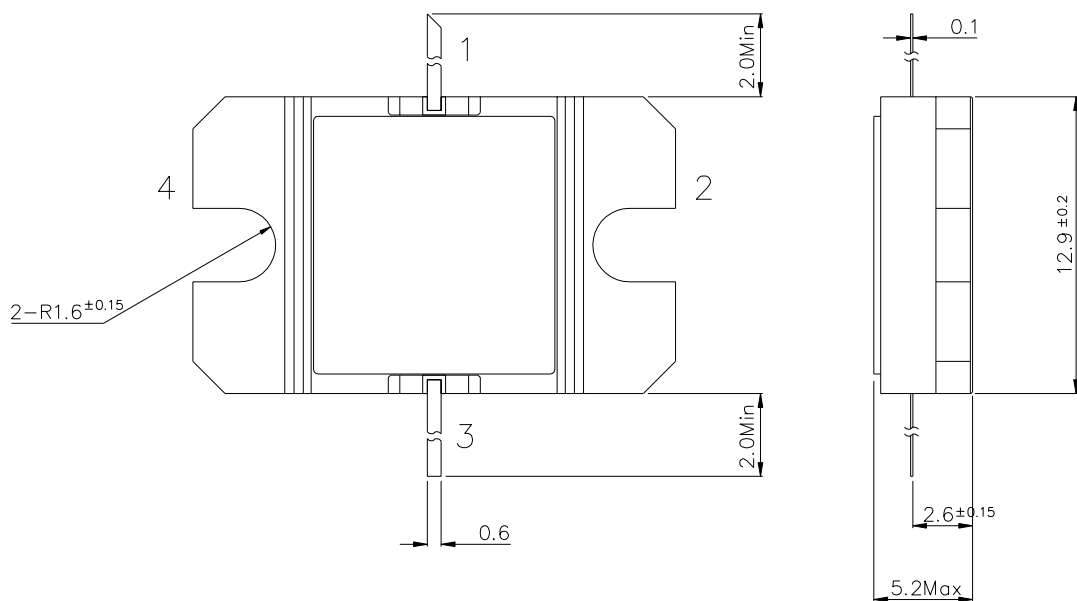
Freq. (GHz)	S11		S21		S12		S22	
	MAG	ANG	MAG	ANG	MAG	ANG	MAG	ANG
10.5	0.580	62.4	2.199	163.7	0.061	143.2	0.438	-10.3
10.6	0.543	51.5	2.241	152.6	0.067	131.7	0.439	-21.9
10.7	0.505	39.9	2.289	142.1	0.072	121.5	0.442	-33.2
10.8	0.465	26.8	2.328	131.0	0.078	109.7	0.446	-44.2
10.9	0.428	11.9	2.380	119.8	0.084	98.9	0.440	-54.3
11.0	0.389	-5.2	2.419	108.3	0.089	87.5	0.426	-64.2
11.1	0.359	-23.9	2.453	96.2	0.092	75.7	0.406	-73.5
11.2	0.334	-45.5	2.476	84.4	0.095	64.1	0.378	-81.8
11.3	0.325	-67.6	2.472	72.1	0.097	51.7	0.342	-88.4
11.4	0.325	-90.9	2.466	59.6	0.099	40.7	0.298	-93.3
11.5	0.338	-113.1	2.446	47.2	0.100	28.0	0.250	-95.3
11.6	0.359	-134.2	2.403	34.3	0.100	16.9	0.201	-95.0
11.7	0.383	-154.1	2.367	21.8	0.099	6.5	0.158	-88.3
11.8	0.415	-172.6	2.312	9.1	0.096	-4.4	0.128	-74.1
11.9	0.445	169.3	2.243	-4.3	0.095	-15.8	0.121	-52.5

FLM1011-15F

X,Ku-Band Internally Matched FET

■ Package Out Line

Case Style : IB



Unit : mm

PIN ASSIGNMENT

- 1 : GATE
- 2 : SOURCE
- 3 : DRAIN
- 4 : SOURCE

FLM1011-15F

X,Ku-Band Internally Matched FET

For further information please contact :

Eudyna Devices USA Inc.

2355 Zanker Rd.
San Jose, CA 95131-1138, U.S.A.
TEL: (408) 232-9500
FAX: (408) 428-9111
www.us.eudyna.com

Eudyna Devices Europe Ltd.

Network House
Norreys Drive
Maidenhead, Berkshire SL6 4FJ
United Kingdom
TEL: +44 (0) 1628 504800
FAX: +44 (0) 1628 504888

Eudyna Devices Asia Pte. Ltd.

Hong Kong Branch
Rm.1101,Ocean Centre, 5 Canton Road
Tsim Sha Tsui, Kowloon, Hong Kong
TEL: +852-2377-0227
FAX: +852-2377-3921

Eudyna Devices Inc.

1000 Kamisukiahara, showa-cho
Nakakomagun, Yamanashi
409-3883, Japan
(Kokubo Industrial Park)
TEL +81-55-275-4411
FAX +81-55-275-9461

Sales Division

1, Kanai-cho, Sakae-ku
Yokohama,244-0845,Japan
TEL +81-45-853-8156
FAX +81-45-853-8170

CAUTION

Eudyna Devices Inc. products contain **gallium arsenide (GaAs)** which can be hazardous to the human body and the environment. For safety, observe the following procedures:

- Do not put these products into the mouth.
- Do not alter the form of this product into a gas, powder, or liquid through burning, crushing, or chemical processing as these by-products are dangerous to the human body if inhaled, ingested, or swallowed.
- Observe government laws and company regulations when discarding this product. This product must be discarded in accordance with methods specified by applicable hazardous waste procedures.

Eudyna Devices Inc. reserves the right to change products and specifications without notice. The information does not convey any license under rights of Eudyna Devices Inc. or others.

© 2004 Eudyna Devices USA Inc.

Printed in U.S.A.

