
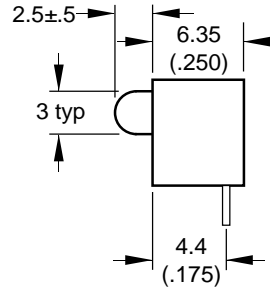
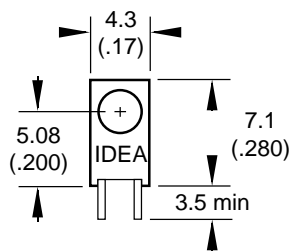


T-1, (3-mm) Round, PCB Mount Right Angle Array, G261B Series

www.ledidea.com


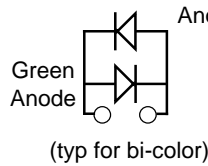
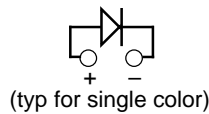


The G261B is a T-1 size right-angle indicator array. The LEDs are located 0.2" from the PCB. It is designed to be physically interchangeable with many other manufacturers. This series can also be supplied with pinout reversed from that shown by adding "-RL" to the order code of the part number. The holder is made from black plastic with a flammability rating of UL94-V0.



RoHS Compliant
Aug 2004

Pin Assignment



Specify part desired as follows:

G261B/Order Code

For example: "G261B/G" designates an assembly with a green LED.

"G261B/EG-RL" designates a red/green bi-color assembly with pins reversed

ORDER CODE AND INFORMATION (ALL RATINGS AT 25°C AMBIENT)

LED Lamp			Typical Characteristics				Recom. Op. If (mA)
Epoxy & Type	Color	Order Code	Peak λ (nm)	Vf (V) @ If=20mA	Iv (mcd) @ If=10mA	2 $\Theta_{1/2}$ (Deg)	
Tinted Diffused Resistor Required	Hi Eff Red	I	635	2.0	10	60	10-20
	Green	G	565	2.1	10	60	10-20
	Yellow	Y	585	2.0	10	60	10-20
	Orange	O	610	2.0	10	60	10-20
Tinted Transparent High Brightness	Hi Eff Red	IT	635	2.0	40	40	10-20
	Green	GT	565	2.1	40	40	10-20
	Yellow	YT	585	2.0	40	40	10-20
Tinted Diffused For 2mA Operation	Hi Eff Red	I2	635	2.0	1.0 @ 2mA	60	2-10
	Green	G2	565	2.1	1.0 @ 2mA	60	2-10
	Yellow	Y2	585	2.0	1.0 @ 2mA	60	2-10
Tinted Diffused 5V Operation	Hi Eff Red	I5	635	-	10	60	5 V
	Green	G5	565	-	10	60	5 V
	Yellow	Y5	585	-	10	60	5 V
White Diffused Bipolar, Bicolor	Red/Green	EG	635/565	2.0/2.1	4 / 4	90	10-20
	Yellow/Green	YG	585/565	2.0/2.1	4 / 4	90	10-20
	Red/Yellow	EY	635/585	2.0/2.0	4 / 4	90	10-20

* Specifications subject to change without notice. Dimensions are in mm±0.25 unless stated otherwise.

IDEA, Inc., 1351 Titan Way, Brea, CA 92821 Ph:714-525-3302, 800-LED-IDEA; Fax: 714-525-3304 2005G