

ADSL Transformer

P5300

Features

- * Lead-free (Pb-free)
- * RoHS compliant
- * Low Distortion
- * IEC 60950 Certified
- * UL 1950 and EN 60950 Compliant
- * Supplementary Insulation
- * Surface Mount
- * Industry Standard Footprint

Applications

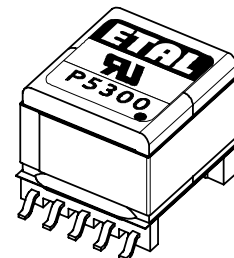
- * ST/Alcatel MTK-20140, 20150, 20450
- * ADSL CO and CPE over POTS

DESCRIPTION

P5300 is a low distortion transformer for ADSL CO and CPE applications over POTS.

P5300 is certified to IEC 60950 for supplementary insulation for a primary circuit, 250V working voltage, and is supported by an IEC CB Test Certificate. The part is completely lead-free, compliant with RoHS Directive 2002/95/EC, and suitable for lead-free and conventional processing.

The safety system yields very low transformer parasitics, ensuring that P5300 exhibits excellent frequency response and balance; in combination with its good harmonic distortion performance, P5300 is ideally suited to low cost yet demanding applications.



SPECIFICATIONS

Electrical

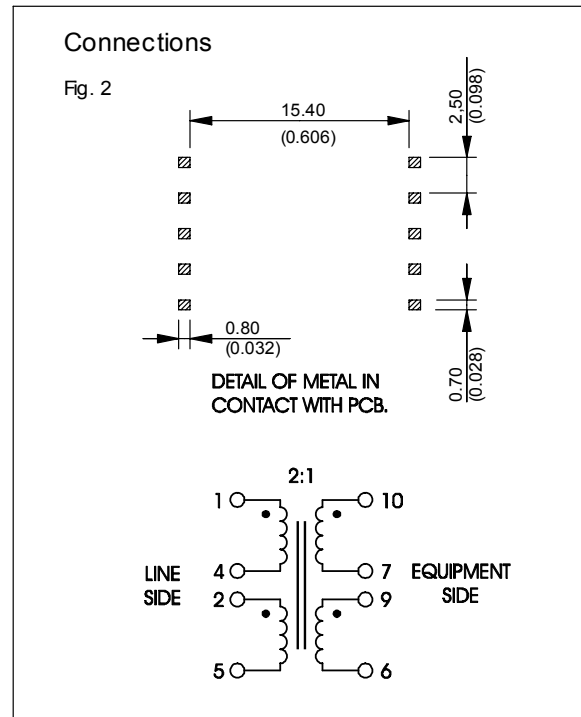
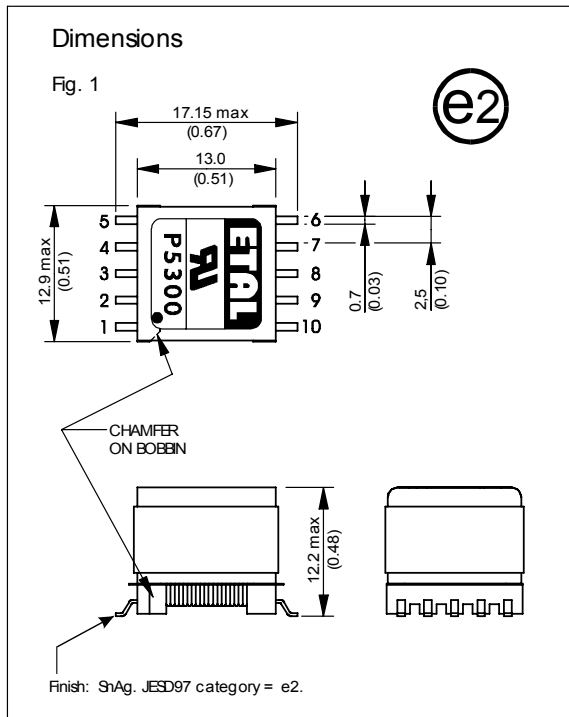
Typical values at T = 25°C, unless otherwise stated.

Parameter	Conditions	Min	Typ	Max	Units
Inductance	10kHz 100mV 1-5 (link 2-4)	389	409.5	430	μH
Leakage inductance	100kHz, 100mV, 1-5 (link 2-4; link 6, 7, 9, 10)	-	-	6.5	μH
Interwinding capacitance	100kHz 100mV 1-10 (link 2, 4, 5; link 7, 9, 6)	-	21	30	pF
Third Harmonic Distortion	30kHz +20dBm (3.16Vrms) in line 25 ohm source 100 ohm line (link 2-4; link 7-9)	-	-	-78	dB
DC resistance	1-5 (link 2-4) 10-6 (link 7-9)	-	-	1.4	Ω
		-	-	0.65	Ω
Turns ratio	1-5: 10-6 (link 4, 2; link 7,9)	1.96	2.00	2.04	-
Voltage isolation ⁽¹⁾	50Hz DC (1, 2, 4, 5 : 6, 7, 9, 10)	2.12	-	-	kVrms
		3.0	-	-	kV
Operating range:	Ambient temperature	-40	-	+85	°C
		-40	-	+85	°C

Notes

1. Components are 100% tested at 3.25kV DC

CONSTRUCTION



Dimensions shown are in millimetres (inches).

SAFETY

Compliant with IEC 60950:1999 and CAN/CSA C22.2 No.950-95/UL1950 Third Edition, supplementary insulation for a primary circuit, 250V maximum working voltage, flammability class V-0.

ABSOLUTE MAXIMUM RATINGS

(Ratings of components independent of circuit).

Short term isolation voltage (1s)	2.12kVrms, 3.0kVDC
Storage temperature	-40°C to +85°C
Reflow temperature (10s)	260°C

CERTIFICATION

Certified under the IEC CB scheme to IEC 60950:1999 (IEC CB Test Certificate No. GB637W) sub-sections 1.5, 2.9, 2.10.3.1, 2.10.3.2, 2.10.4, 2.10.5, 2.10.5.2, 2.10.5.4, 4.5, 4.7.3, 4.7.3.1, 4.7.3.4, (class V-0) and 5.2, for a maximum working voltage of 250Vrms, nominal mains supply voltage not exceeding 300Vrms and a maximum operating temperature of +85°C in Pollution Degree 2 environments, supplementary insulation for a primary circuit.

Certification pending under the Component Recognition Program of Underwriters Laboratories Inc. to US and Canadian requirements CAN/CSA C22.2 No. 950-95/UL1950, Third Edition, maximum working voltage 250Vrms, Pollution Degree 2, supplementary insulation for a primary circuit.

UL File number E203175

Additionally, Profec Technologies certifies all transformers as providing voltage isolation of 2.12kVrms, 3kV DC minimum. All shipments are supported by a Certificate of Conformity to current applicable safety standards.

COPYRIGHT

ETAL and P5300 are Trade Marks of Profec Technologies Ltd.

The Trade Mark ETAL is registered at the UK Trade Marks Registry.

Profec Technologies Ltd. is the owner of the design right under the Copyright Designs and Patents Act 1988 and no rights or licences are hereby granted or implied to any third party.

© 2000-2005 Profec Technologies Ltd.
Reproduction prohibited.