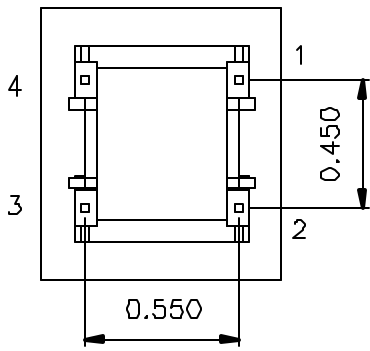
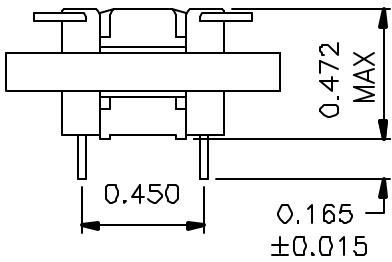
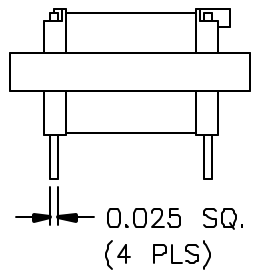
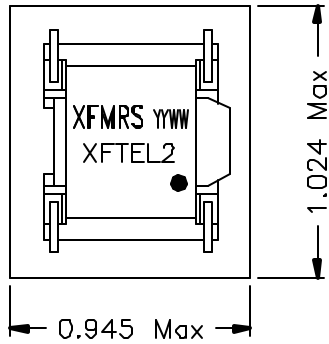
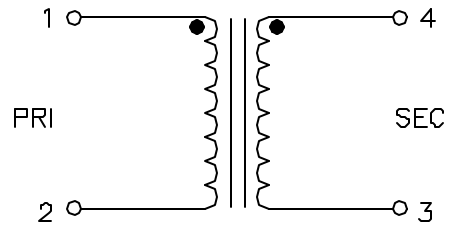


1. Mechanical:



(BOTTOM VIEW)

2. Schematic:



3. Electrical Specifications:

- TURN RATIO: 1:1 ±2%
- IMPEDANCE: Designed to reflect 600 ohms on PRI with 470 ohms load on SEC.
- PRI. DCR: 108 ±10% OHMS
- SEC. DCR: 120 ±10% OHMS
- FREQUENCY RESPONSE: ±1dB, 600Hz to 3.5KHz
- FREQUENCY RESPONSE: ±4dB, 300Hz to 600Hz
- INSERTION LOSS: 2.5dB Max, AT 1KHz, 0/30mAdc
- RETURN LOSS: 30dB TYP AT 1KHz vs. 600 OHMS
- LONG BAL.: Pins 1-2 66dB Min 60 to 1KHz, 46dB Min 1KHz to 4KHz
- HIPOT: 1250VAC 0.5mA 2 Sec (PRI TO SEC)
- PRI CURRENT: 100mAdc Max

Note: UL1459 approved, file E165866.

XFMRS Inc		Title: MODEM XFMR	
UNLESS OTHERWISE SPECIFIED TOLERANCES: .xxx ±0.010 Dimensions in Inch	P/N: XFTEL2		REV. A
	DWN.	李清儿	Jul-23-99
	CHK.	孙怡	Jul-23-99
Scale 1.5:1 SHT 1 OF 1	APP.	Joe Huff	Jul-23-99

DOC. REV A/1