

**PLEASE CHECK WWW.MOLEX.COM FOR LATEST PART INFORMATION**

**Part Number:** **0190730145**  
**Status:** **Active**  
**Description:** Avikrimp™ Ring Tongue Terminal for 10 to 12 AWG Wire, Stud Size 1/2", Length 40.13mm (1.580")

**Documents:**

[Drawing \(PDF\)](#) [RoHS Certificate of Compliance \(PDF\)](#)

**Agency Certification**

CSA LR18689  
 UL E32244

**General**

Product Family Ring and Spade Terminals  
 Series [19073](#)  
 Crimp Quality Equipment Yes  
 Mil-Spec N/A  
 Product Name Avikrimp™  
 Type Ring

**Physical**

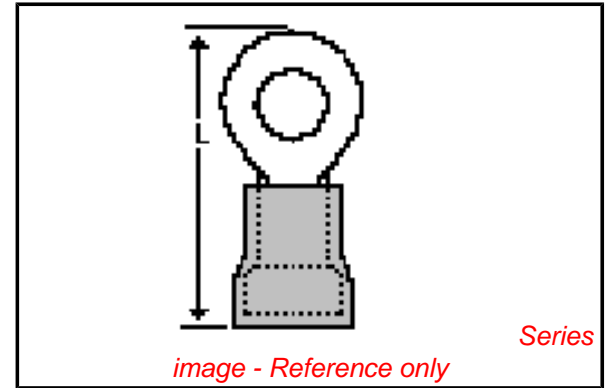
Barrel Type Closed  
 Flammability 94V-0  
 Insulation Nylon (PA)  
 Material - Plating Mating Tin  
 Packaging Type Bag  
 Stud Size 1/2" (M12)  
 Wire Insulation Diameter 5.70mm (.225") max.  
 Wire Size AWG 10, 12  
 Wire Size mm² 3.30 - 5.00

**Material Info**

Old Part Number C-801-12

**Reference - Drawing Numbers**

Sales Drawing SD-19073-007



**EU RoHS**

**ELV and RoHS Compliant**  
**REACH SVHC**  
 Not Reviewed  
**Halogen-Free Status**  
 Not Reviewed

**China RoHS**



**Need more information on product environmental compliance?**

Email [productcompliance@molex.com](mailto:productcompliance@molex.com)  
 For a multiple part number RoHS Certificate of Compliance, [click here](#)

Please visit the [Contact Us](#) section for any non-product compliance questions.

**Search Parts in this Series**

[19073Series](#)

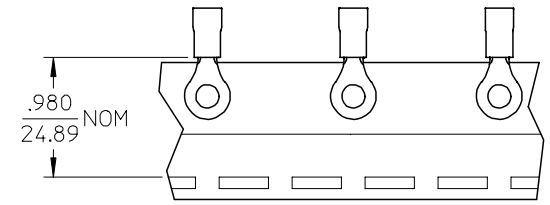
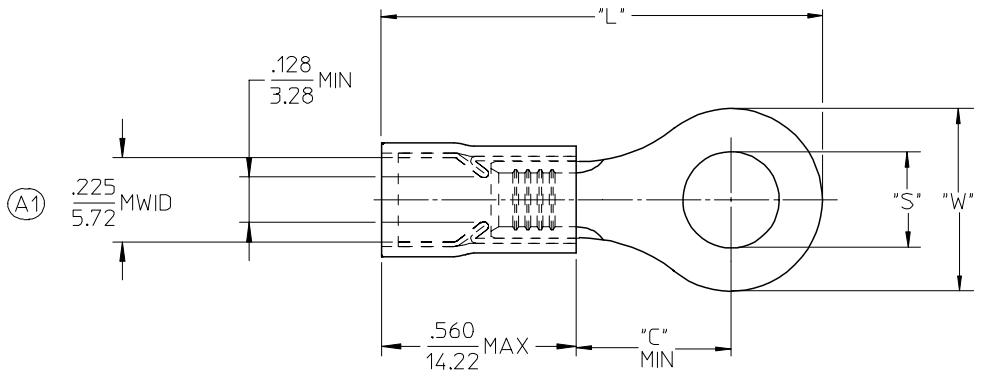
**Application Tooling | [FAQ](#)**

*Tooling specifications and manuals are found by selecting the products below. Crimp Height Specifications are then contained in the Application Tooling Specification document.*

**Global**

Description	Product #
Hand Crimp Tool	<a href="#">0640010100</a>
Hand Crimp Tool	<a href="#">0640011500</a>
Crimp Head for the AT-200™ Pneumatic Hand Tool	<a href="#">0640050100</a>

MATERIAL NUMBER	ENG. NO.	MATERIAL NUMBER TAPE MOUNTED	ENG. NO.	STUD SIZE	"S" ±.005	"W" MAX	"C" MIN	"L" MAX
190730145	C-801-12	190730146	C-801-12T	12	.515 (13.08)	.760 (19.30)	.611 (15.52)	1.580 (40.13)
190730148	C-801-14	-----	-----	14	.265 (6.73)			
190730150	C-801-38	-----	-----	38	.390 (9.91)			
190730152	C-801-56	-----	-----	56	.328 (8.33)			
190730154	C-801-76	-----	-----	76	.453 (11.51)			
190730156	C-828-04	190730157	C-828-04T	04	.119 (3.02)	.385 (9.78)	.303 (7.70)	1.091 (27.71)
190730160	C-828-06	190730162	C-828-06T	06	.146 (3.71)			
190730165	C-828-08	190730167	C-828-08T	08	.173 (4.39)			
190730170	C-828-10	190730172	C-828-10T	10	.198 (5.03)			
190730175	C-828-14	-----	-----	14	.265 (6.73)			



SALES DRAWING

- NOTES:
- MATERIAL: COPPER (.040/1.02) THICK. PLATING: ELECTROPLATE TIN
  - FERRULE: TIN PLATED BRASS
  - INSULATION: YELLOW NYLON
  - MWID=MAXIMUM WIRE INSULATION DIA.
  - ALL DIMENSIONS IN INCHES (MM).
  - WIRE SIZE: 12-10 AWG  
4.0-6.0 MM<sup>2</sup>

EC NO: ETC2006-0152 DRWN: ASAYDEH 2005/12/12 CHKD: JLOMASTR 2005/12/13 APPR: RDEROSS 2005/12/14	QUALITY SYMBOLS	GENERAL TOLERANCES (UNLESS SPECIFIED)	SCALE 4:1	DESIGN UNITS INCH	THIRD ANGLE PROJECTION	REVISE ON CAD ONLY															
	DESCRIPTION ▼ - 0 ▽ - 0	<table border="1"> <thead> <tr> <th></th> <th>mm</th> <th>INCH</th> </tr> </thead> <tbody> <tr> <td>4 PLACES</td> <td>± ---</td> <td>± ---</td> </tr> <tr> <td>3 PLACES</td> <td>± ---</td> <td>± .005</td> </tr> <tr> <td>2 PLACES</td> <td>± 0.13</td> <td>± .01</td> </tr> <tr> <td>1 PLACE</td> <td>± 0.25</td> <td>± ---</td> </tr> </tbody> </table>		mm	INCH	4 PLACES	± ---	± ---	3 PLACES	± ---	± .005	2 PLACES	± 0.13	± .01	1 PLACE	± 0.25	± ---	DIMENSION STYLE IN/MM	TITLE	RING TONGUE TERMINAL AVIKRIMP, 800-SERIES 12-10 AWG	
			mm	INCH																	
		4 PLACES	± ---	± ---																	
3 PLACES	± ---	± .005																			
2 PLACES	± 0.13	± .01																			
1 PLACE	± 0.25	± ---																			
DRAFT WHERE APPLICABLE MUST REMAIN WITHIN DIMENSIONS	APPROVED BY RDEROSS	DATE 03/12/15	CHECKED BY SBEITZEL	DATE 03/12/15	MATERIAL NO. SEE CHART	DOCUMENT NO. SD-19073-007															
REV A1	THIS DRAWING CONTAINS INFORMATION THAT IS PROPRIETARY TO MOLEX INCORPORATED AND SHOULD NOT BE USED WITHOUT WRITTEN PERMISSION					SHEET NO. 1 OF 1															