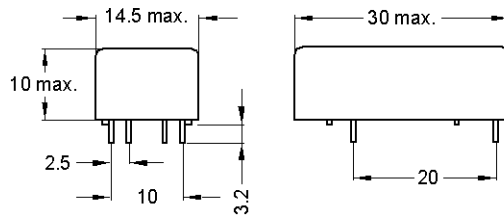


DIMENSIONS (mm)

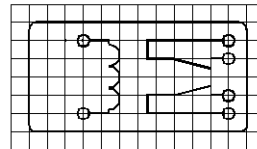


Pins: Ø0.65 mm
 L = 3.2mm +0.5/-0.3mm
 Material: Cu-alloy tinned

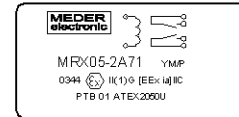
tolerances according to DIN ISO 2768 m

LAYOUT

pitch 2.5 mm/Top view



MARKING



MEDER-Label
 Type/Layout
 Production code,
 EN60062/Factory code
 PTB 01 ATEX 2050U
 0344 II(1)G [EEx ia] IIC

Coil Data at 20 °C	Conditions	Min	Typ	Max	Unit
Coil resistance		225	250	275	Ohm
Inductance			120		mH
Coil voltage			5		VDC
Rated power			100		mW
Thermal resistance	max. Relay temperature = operating temperature + self heating		70		K/W
Pull-In voltage				3,8	VDC
Drop-Out voltage		1			VDC

Special Product Data	Conditions	Min	Typ	Max	Unit
Contact-form			A		
Contact rating	Any DC combination of V & A not to exceed their individual max.'s			10	W
Switching voltage	DC or Peak AC			200	V
Switching current	DC or Peak AC			0,5	A
Carry current	DC or Peak AC			1	A
Contact resistance static	Measured with 40% overdrive Start Value			150	mOhm
Insulation resistance	RH <45 %, 200 V test voltage	1			GOhm
Breakdown voltage		300			VDC
Operate time incl. bounce	measured with 40% overdrive			0,5	ms
Release time	measured with no coil excitation			0,2	ms
Capacity	@ 10 kHz across open switch		0,3		pF

Environmental data	Conditions	Min	Typ	Max	Unit
Insulation resistance Coil/Contact	RH <45%, 200 VDC test voltage	1.000			GOhm
Insulation voltage Coil/Contact	according to IEC 255-5	2,5			kVAC
Shock	1/2 sine wave duration 11ms			50	g
Vibration	from 10 - 2000 Hz			20	g
Ambient temperature		-20		85	°C
Storage temperature		-40		105	°C
Soldering temperature	wave soldering max. 5 sec.			260	°C
Cleaning		fully sealed			
Housing material		Plastics / Polyamid			
Sealing compound		Polyurethan			
Remarks		Reed-Relay to be used for the galvanic separation			
Remarks 1.		of intrinsically safe and non-intrinsically safe			
Remarks 2.		circuits with Ex-approval by PTB 01 ATEX 2050 U.			

Modifications in the sense of technical progress are reserved