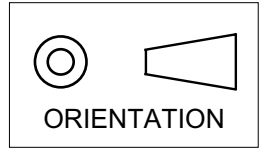


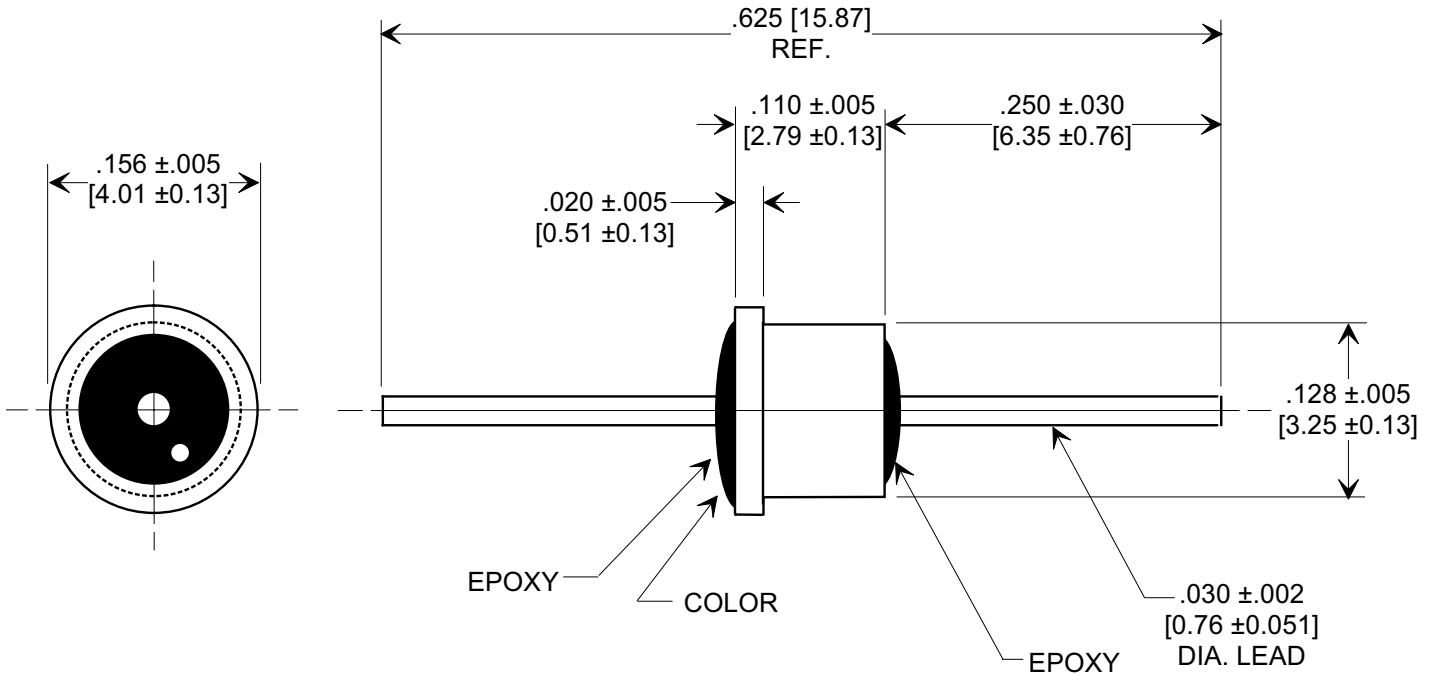
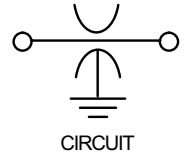
MARKETING SALES DRAWING

DIMENSIONS IN INCHES - DO NOT SCALE THIS DRAWING
DIMENSIONS IN METRIC - []

This drawing is the property of Tusonix, Inc., and may not be used, reproduced, published or disclosed to others without expressed authorization by Tusonix Inc.



Electrical Testing
per Tusonix standard
test plans and Mil-Std-202
Test Methods.



NOTES:

1. OPERATING TEMPERATURE RANGE -55° C TO +125° C.
2. SILVER PLATED CASE / GOLD PLATED LEAD.
3. EPOXY SEALED.
4. MAX RECOMMENDED SOLDERING TEMPERATURE: 260° C.
SEE INSTALLATION RECOMMENDATIONS.
5. RECOMMENDED MOUNTING HOLE: .135 [3.43] DIA.
6. SOLDER PREFORM AVAILABLE FOR MOUNTING.
7. TUSONIX STANDARD PART NUMBER: 4302-013.
TUSONIX RoHS COMPLIANT PART NUMBER: 4302-013 LF.
CUSTOMER MUST SPECIFY STANDARD OR RoHS PART NUMBER WHEN ORDERING.
8. RoHS COMPLIANT PART MARKED WITH ADDITIONAL DARK GREEN DOT FOR IDENTIFICATION.

Cx (pF)	TOL.	DC WORKING VOLTAGE		DC CURRENT (AMPS)	DWV (VDC)	I.R. MIN. @ 100 (VDC.)	MIN. NO LOAD INSERTION LOSS (dB) @ 25° C PER MIL-STD-220					COLOR CODE
		85°C	125°C				1 MHz	10 MHz	100 MHz	1 GHz	10 GHz	
27,000	GMV	70	50	10	150	10 G Ω	10	28	42	65	65	RED/RED

X-2015 Rev-0 REVISION RECORD Original Release C.O. 20070417-5-01	0	--TOLERANCES-- Unless Otherwise Specified	Title			
			SOLDER MOUNT EMI FILTER			
		DECIMAL ±	Drawn	S.M. 04-18-07	Scale	7 X
		ANGLES ±	Approved	R.L. 04-18-07		
		TUSONIX TUCSON, ARIZONA	A	4302-013		