
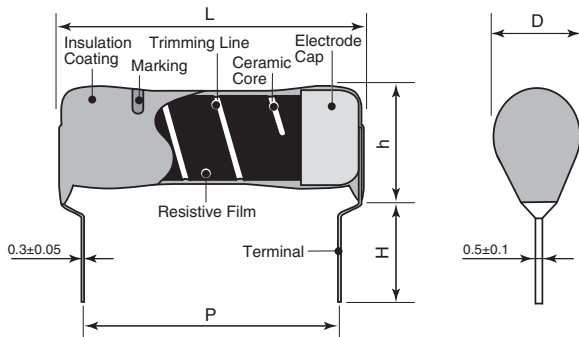


features

- Functions as a resistor in normal condition
- Quick fusing protects circuit from excessive overload
- High density mounting and excellent self-standing strength with L-shape leads frame (lead pitch. 5.08mm)
- Flame-retardant coating equivalent to UL94 V-0
- Marking: Blue body color with color dot marking
- Products meet EU RoHS requirements



dimensions and construction



Type	Dimensions inches (mm)				
	L Max.	D Max.	P	H	h Max.
RF26 2E	.285 (7.25)	.100 (2.54)	.200±.012 (5.08±0.3)	.197±.039 (5.0±1)	.217 (5.5)

ordering information

RF26	B	2E	T	T	A	100	J
Product Code	T.C.R. (×10 ⁻⁶ /K)	Power Rating	Terminal Surface Material	Taping & Forming	Packaging	Nominal Resistance	Resistance Tolerance
	B: ±350	2E: 0.25W	T: Sn	T: Taping	A: Ammo	3 digits	J: ±5%

applications and ratings

Power Rating	Resistance Range(Ω) J: ±5%	Fusing Characteristics						T.C.R. (×10 ⁻⁶ /K)	Dielectric Withstanding Voltage	Taping & Q'ty/AMMO (pcs) T
		Fusing Power					Fusing Time			
0.25W	0.1 - 1k (E24)	10W 0.1Ω - 0.18Ω	7.5W 0.2Ω - 0.43Ω	6.25W 0.47Ω - 0.91Ω	3.75W 1.0Ω - 4.7Ω	3W 5.1Ω - 1kΩ	30 sec Max.	±350	250V	2,000

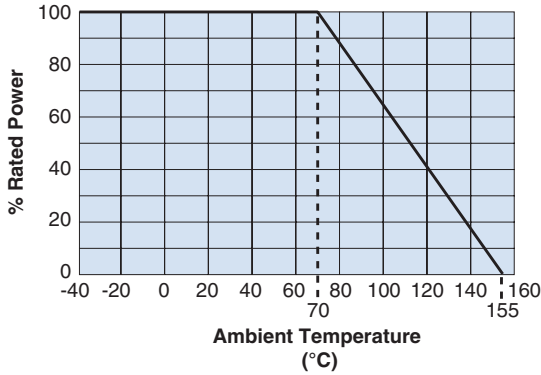
Rated Ambient Temperature: +70°C

Operating Temperature Range: -40°C - +155°C

Rated voltage = $\sqrt{\text{Power Rating} \times \text{Resistance value}}$

environmental applications

Derating Curve

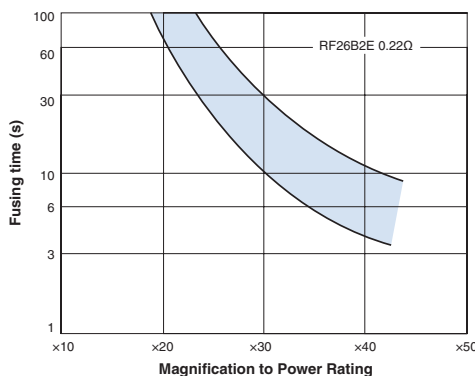


For resistors operated at an ambient temperature of 70°C or above, a power rating shall be derated in accordance with derating curve on the left.

Performance Characteristics

Test Items	Performance Requirements $\Delta R \pm (\% +0.05\Omega)$		Test Methods
	Limit	Typical	
Resistance	Within specified tolerance	—	25°C
T.C.R.	Within specified T.C.R.	—	Room temperature +100°C
Overload (Short Time)	1	0.5	Rated voltage \times 2.5 for 5 seconds
Resistance to Soldering Heat	1	0.5	350°C \pm 10°C, 3.5s \pm 0.5s or 260°C \pm 5°C, 10s \pm 1s
Rapid Change of Temperature	1	0.5	-40°C (30 min.)/ +85°C (30 min.) 5 cycles
Moisture Resistance	5	3	40°C \pm 2°C, 90% - 95% RH, 1000 hours 1.5h ON/0.5h OFF cycle
Endurance at 70°C	5	2.5	70°C \pm 2°C, 1000 hours 1.5h ON/0.5h OFF cycle
Resistance to Solvent	No abnormality in appearance. Marking shall be easily legible.	—	The resistor shall be immersed in IPA for 30 sec.
Flame retardant	No evidence of flaming or self-flaming.	—	Flame test: The test flame shall be applied and removed for each 15 sec respectively to repeat the cycle 5 times. Overload flame retardant: Power corresponding to 2, 4, 8, 16 and 32 times the power rating shall be applied for each 1min. until disconnection occurs.

Fusing Characteristics



I-R Characteristics

