

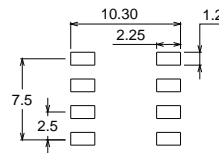
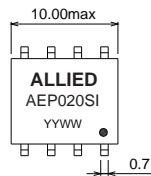
VDSL LINE TRANSFORMER SURFACE MOUNT MAGNETICS

- EN60950 Basic Insulation compliant 250Vrms
- SMD compact foot print design
- Industrial operating temp: -40°C to +85°C

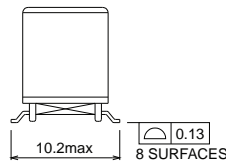
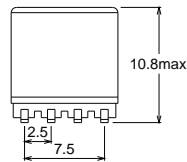
Electrical Specifications @25°C					
Part Number	Turns Ratio (10KHz,0.1V)	OCL (10KHz,0.1V)	LL (100KHz,0.1V)	C _{ww} (100KHz,0.1V)	
AEP020SI	1-4:8-5 (short 2-3,6-7)	1-4 (short 2-3)	1-4 (short 2-3, 5-6-7-8)	1-8 (short 2-3,6-7)	
	1.1:1 ± 2%	800uH ± 12%	2.0uH max	40pF max	
	Continue				
	DCR		THD	LB	Hi-Pot VAC (1mA/60s)
	1-4(short 2-3)	8-5(short 6-7)	50KHz,5Vrms	20KHz~1.1MHz	(1mA/60s)
0.94 Ω ± 10%	0.855 Ω ± 10%	-65dB max	45dB min	1500	

All specifications subject to change without notice.

MECHANICAL



SUGGESTED PAD LAYOUT



Units:mm

Unless otherwise specified all tolerances are: ±0.25 in mm

SCHEMATICS

