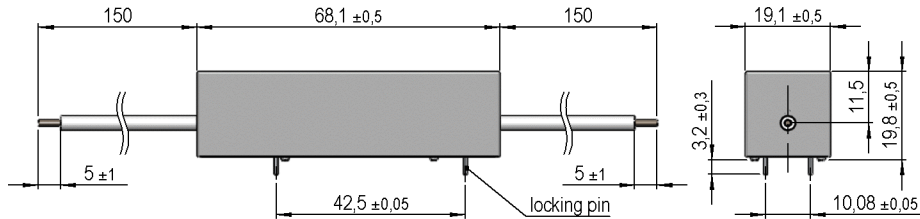



Dimensions (mm)

tolerances according to DIN ISO 2768-m
 Toleranzen gem. DIN ISO 2768-m



Isometric

Scale 1:2
 Massstab 1:2



Cable

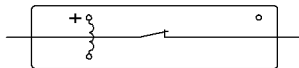
silicone high voltage wire AWG20
 UL-Style 3239
 colour white

Terminals

ends tinned
 Enden verzinkt

Layout

Top View
 Draufsicht



Marking

according to EN60062/factory code
 gem. EN60062/Fertigungsstätte



Coil Data at 20 °C	Conditions	Min	Typ	Max	Unit
Coil resistance		225	250	275	Ohm
Coil voltage			12		VDC
Rated power			576		mW
Coil current			48		mA
Thermal resistance	max. Relay temperature = operating temperature + self heating		25		K/W
Inductance			280		mH
Pull-In voltage				9	VDC
Drop-Out voltage		1			VDC

Contact data 83	Conditions	Min	Typ	Max	Unit
Contact rating	Any DC combination of V & A not to exceed their individual max.'s			50	W
Switching voltage	DC or Peak AC			7.500	V
Switching current	DC or Peak AC			3	A
Carry current	DC or Peak AC			5	A
Contact resistance static	Measured with 40% overdrive Start Value			150	mOhm
Insulation resistance	RH <45 %, 100 V test voltage	10			TOhm
Breakdown voltage	according to IEC 255-5	10			kV DC
Operate time incl. bounce	measured with 40% overdrive			3,2	ms
Release time	measured with no coil excitation			1,5	ms
Capacitance	@ 10 kHz across open switch		1		pF

Special Product Data	Conditions	Min	Typ	Max	Unit
Number of contacts			1		
Contact - form			B - NC		
Dielectric Strength Coil/Contact	according to IEC 255-5	15			kV DC
Insulation resistance Coil/Contact	RH <45%, 200 VDC test voltage	10			TOhm
Capacity Coil/Contact	@ 10 kHz		2,5		pF
Case colour			gray		
Housing material			Polycarbonat		
Sealing compound			Polyurethan		
Connection pins			Copper alloy tin plated		
Magnetic Shield			no		
Reach / RoHS conformity			yes		
Remark			attention coil polarity		

Modifications in the sense of technical progress are reserved

Designed at: 04.06.04 Designed by: EBUNKE Approval at: 27.01.09 Approval by: KOLBRICH
 Last Change at: 22.06.11 Last Change by: WKOVACS Approval at: 22.06.11 Approval by: CRUF

Version: 06



Products for tomorrow...

Europe: +49 / 7731 8399 0 | Email: info@meder.com
USA: +1 / 508 295 0771 | Email: salesusa@meder.com
Asia: +852 / 2955 1682 | Email: salesasia@meder.com

Item No.:
8412583150
Item:
HM12-1B83-150

Environmental data	Conditions	Min	Typ	Max	Unit
Shock	1/2 sine wave duration 11ms			50	g
Vibration	from 10 - 2000 Hz			20	g
Operating temperature		-20		70	°C
Storage temperature		-35		105	°C
Soldering temperature	wave soldering max. 5 sec.			260	°C
Washability					fully sealed

General data	Conditions	Min	Typ	Max	Unit
Total weight			50		g
Packaging					Cardboard Box 10pcs/each

Modifications in the sense of technical progress are reserved

Designed at: 04.06.04 Designed by: EBUNKE
Last Change at: 22.06.11 Last Change by: WKOVACS

Approval at: 27.01.09 Approval by: KOLBRICH
Approval at: 22.06.11 Approval by: CRUF

Version: 06