



Micro Commercial Components



Micro Commercial Components
20736 Marilla Street Chatsworth
CA 91311
Phone: (818) 701-4933
Fax: (818) 701-4939

RL251GP THRU RL257GP

2.5 Amp Glass Passivated Rectifier 50-1000 Volts

Features

- Epoxy meets UL 94 V-0 flammability rating
- Moisture Sensitivity Level 1
- Lead Free Finish/Rohs Compliant (Note1) ("P" Suffix designates Compliant. See ordering information)
- 2.5 ampere operation at $T_A=55^{\circ}\text{C}$ with no thermal runaway
- Glass passivated junction in R-3 package

Maximum Ratings

- Operating Temperature: -55°C to $+150^{\circ}\text{C}$
- Storage Temperature: -55°C to $+150^{\circ}\text{C}$
- Maximum Thermal Resistance; 25°C/W Junction To Lead

MCC Catalog Number	Device Marking	Maximum Recurrent Peak Reverse Voltage	Maximum RMS Voltage	Maximum DC Blocking Voltage
RL251GP	---	50V	35V	50V
RL252GP	---	100V	70V	100V
RL253GP	---	200V	140V	200V
RL254GP	---	400V	280V	400V
RL255GP	---	600V	420V	600V
RL256GP	---	800V	560V	800V
RL257GP	---	1000V	700V	1000V

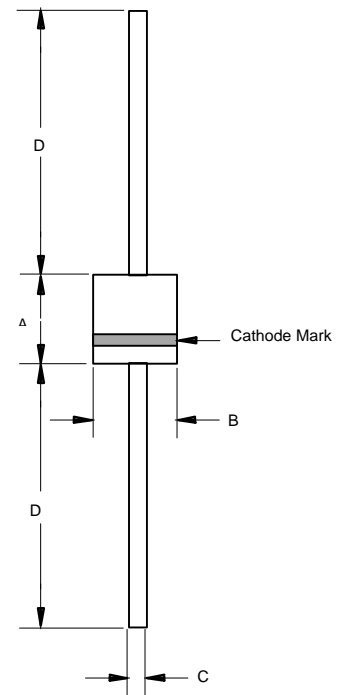
Electrical Characteristics @ 25°C Unless Otherwise Specified

Average Forward Current	$I_{F(AV)}$	2.5A	$T_A=55^{\circ}\text{C}$
Peak Forward Surge Current	I_{FSM}	70A	8.3mS Sina half
Maximum Instantaneous Forward Voltage	V_F	1.1V	$T_A=25^{\circ}\text{C}$, $I_F=2.5\text{A}$
Maximum DC Reverse Current At Rated DC Blocking Voltage	I_R	5.0uA 50uA	$T_A=25^{\circ}\text{C}$ $T_A=100^{\circ}\text{C}$
Typical Junction Capacitance	C_J	40pF	Measured at 1.0MHz; $V_R=4.0\text{V}$

*Pulse test: Pulse width 300 sec, Duty cycle 1%

Notes: 1. High Temperature Solder Exemption Applied, see EU Directive Annex Notes 7.

R-3



DIMENSIONS

DIM	INCHES		MM		NOTE
	MIN	MAX	MIN	MAX	
A	-----	0.160	-----	4.10	
B	-----	0.160	-----	4.10	
C	0.040	0.042	1.01	1.07	
D	1.000	-----	25.40	-----	

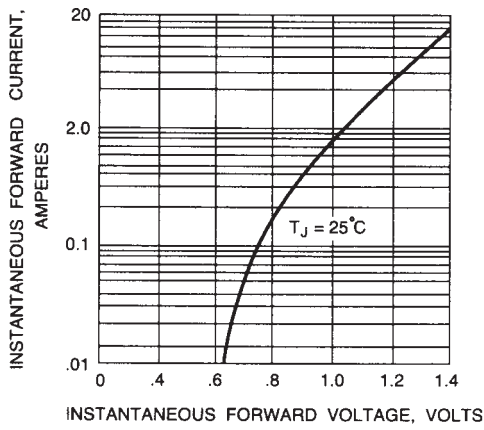


Fig. 1 - TYPICAL FORWARD CHARACTERISTICS

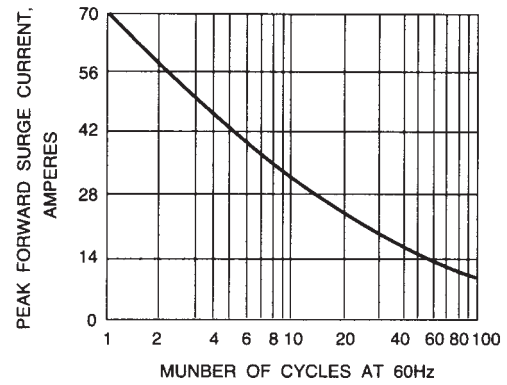


Fig. 2 - PEAK FORWARD SURGE CURRENT

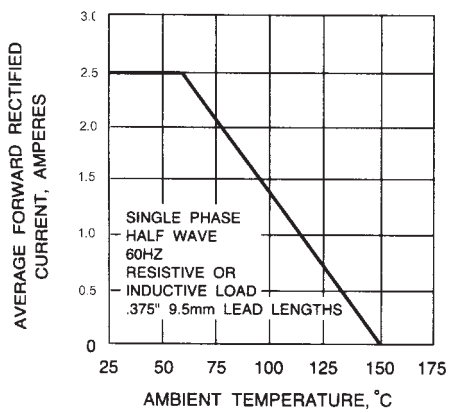


Fig. 3 - FORWARD CURRENT DERATING CURVE

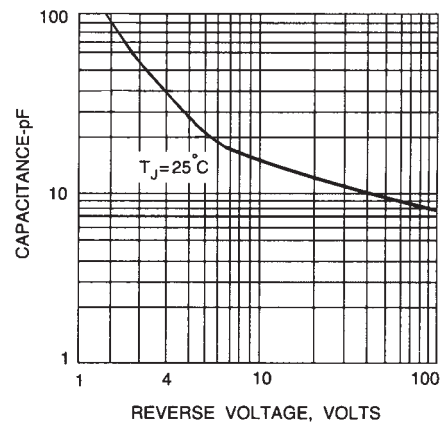


Fig. 4 - TYPICAL JUNCTION CAPACITANCE



Micro Commercial Components

Ordering Information :

Device	Packing
Part Number-TP	Tape&Reel: 3Kpcs/Reel
Part Number-BP	Bulk: 25Kpcs/Carton

*****IMPORTANT NOTICE*****

Micro Commercial Components Corp. reserves the right to make changes without further notice to any product herein to make corrections, modifications , enhancements , improvements , or other changes . **Micro Commercial Components Corp .** does not assume any liability arising out of the application or use of any product described herein; neither does it convey any license under its patent rights ,nor the rights of others . The user of products in such applications shall assume all risks of such use and will agree to hold **Micro Commercial Components Corp .** and all the companies whose products are represented on our website, harmless against all damages.

*****LIFE SUPPORT*****

MCC's products are not authorized for use as critical components in life support devices or systems without the express written approval of Micro Commercial Components Corporation.

*****CUSTOMER AWARENESS*****

Counterfeiting of semiconductor parts is a growing problem in the industry. Micro Commercial Components (MCC) is taking strong measures to protect ourselves and our customers from the proliferation of counterfeit parts. MCC strongly encourages customers to purchase MCC parts either directly from MCC or from Authorized MCC Distributors who are listed by country on our web page cited below. Products customers buy either from MCC directly or from Authorized MCC Distributors are genuine parts, have full traceability, meet MCC's quality standards for handling and storage. **MCC will not provide any warranty coverage or other assistance for parts bought from Unauthorized Sources.** MCC is committed to combat this global problem and encourage our customers to do their part in stopping this practice by buying direct or from authorized distributors.