

SERIES TD SWITCHES

DETECTOR SWITCHES

TACT SWITCHES

NAVIGATION SWITCHES

PUSHBUTTON SWITCHES

TOGGLE SWITCHES

ROCKER SWITCHES

SLIDE SWITCHES

SNAP-ACTION SWITCHES


DIP SWITCHES

KEYLOCK SWITCHES

ROTARY SWITCHES

DETECTOR SWITCHES

CAP OPTIONS



SPECIFICATIONS

Ratings:	As per individual model number
Life Expectancy:	As per individual model number
Contact Resistance:	As per individual model number
Insulation Resistance:	100 MΩ min.
Dielectric Strength:	1,000 V rms @ sea level
Actuation Force:	As per individual model number
Operating Force:	As per individual model number
Operating Temperature:	-20°C to +85°C

FEATURES & BENEFITS

- ▶ Long travel
- ▶ Smooth operation

APPLICATIONS/MARKETS

- ▶ Consumer Electronics
- ▶ Computer / Peripherals



HOW TO ORDER

SERIES
TD

MODEL NO.



1104

1105 A =
Actuator Right

1105 B =
Actuator Left

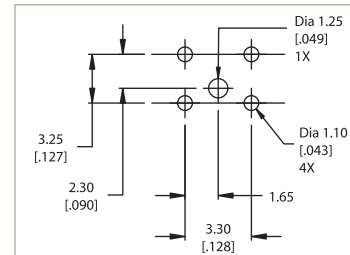
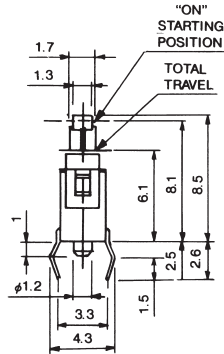
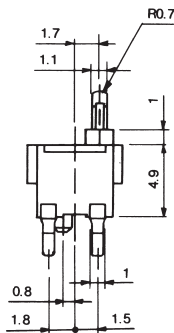


Example Ordering Number
TD-1105A

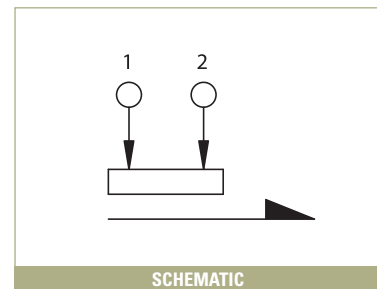
Specifications subject to change without notice.

TD

1104



P.C. MOUNTING



SCHEMATIC

SPECIFICATIONS

Ratings:	100mA @ 30 VDC
Electrical Life:	50,000 cycles typical
Contact Resistance:	1 Ω max.
Operating Force:	36 gf max.

MATERIALS

Housing:	4/6 Nylon
Cover:	6/6 Nylon
Actuator:	6/6 Nylon
Contacts:	Silver-plated phosphor bronze
Terminals:	Silver-plated brass

