

CMR310T/CMR309T



■ FEATURES:

- The units are high-performance, miniature crystal units manufactured with Citizen's ultrahigh-precision processing technology.
- Ideal for low cost SMD applications.
- Provided in Tape and Reel.

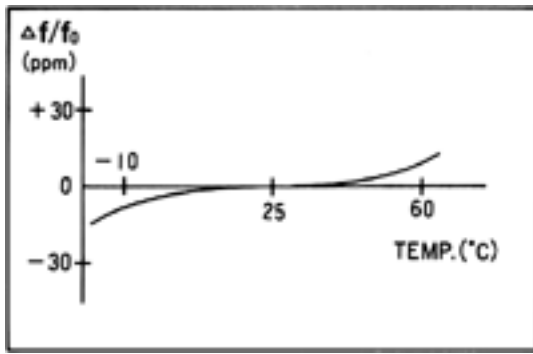
■ APPLICATIONS:

- Can be used for a wide range of applications including use in AV equipment, OA equipment, communication equipment and measuring instruments.

■ STANDARD SPECIFICATIONS

Item		CMR310T	CMR309T	Conditions
Nominal frequency	f_0	3.5MHz to 4.000MHz	4.001MHz to 32MHz (fund) 30MHz to 70MHz (3rd OT)	Please contact us for changes in frequency.
Frequency tolerance	$\Delta f/f_0$	$\pm 30\text{ppm}$ or $\pm 50\text{ppm}$		At 25°C
Frequency vs. Temperature Characteristics	$\Delta f/f_0$	$\pm 50\text{ppm}$ ($\pm 30\text{ppm}$)		-10°C to +60°C
Operating temperature range	T_{opr}	-40°C to + 85°C		
Storage temperature range	T_{stg}	-55°C to +125°C		
Equivalent series resistance	R_1	See drawing		At 25°C
Load capacitance	C_L	16.0pF TYP.		Please specify
Shunt capacitance	C_0	5.0pF MAX.		
Drive level	DL	50 μW to 100 μW		
Insulation resistance	IR	500M ohm MIN.		DC100V \pm 15V
Aging (First year)	$\Delta f/f_0$	$\pm 5\text{ppm}$ MAX.		25°C \pm 3°C
Sealing		1 x 10 ⁻² $\mu\text{Pa}\cdot\text{m}^3$ /s MAX.		
Shock resistance		$\pm 5\text{ppm}$ MAX. Drop test of 3 times on a hard board from 75cm height or shock test of 3000G x 0.3ms x 1/2sin wave x 3 directions		Conditions will vary depending on the frequency.

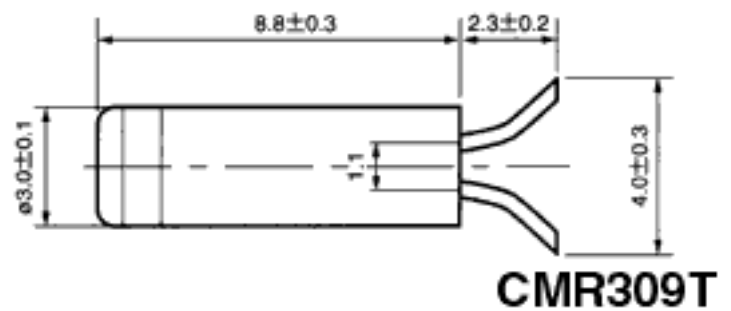
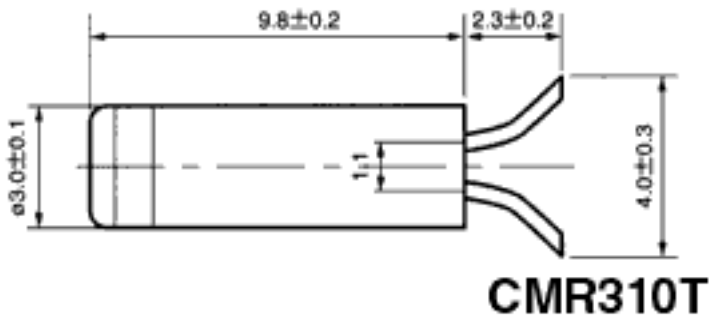
■ FREQUENCY vs TEMPERATURE CURVE



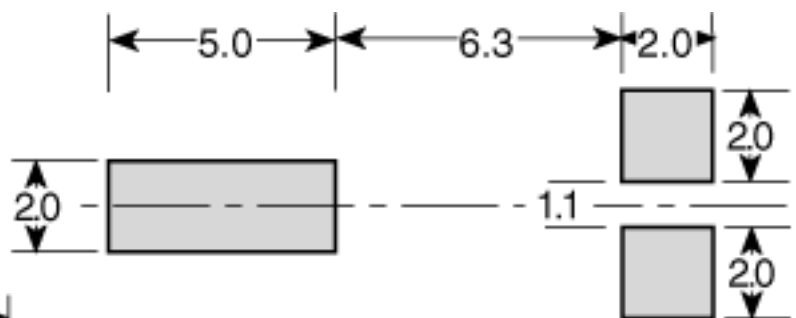
■ EQUIVALENTSERIES RESISTANCE (ESR, R1)(Ohm MAX.)

Frequency	Equivalent series resistance	Mode
3.5MHz \leq f ₀ < 4MHz	200	Fundamental
4MHz \leq f ₀ < 6MHz	150	
6MHz \leq f ₀ < 10MHz	100	
10MHz \leq f ₀ \leq 32MHz	50	
30MHz < f ₀ < 36MHz	100	3rd OT
36MHz \leq f ₀ < 70MHz	80	

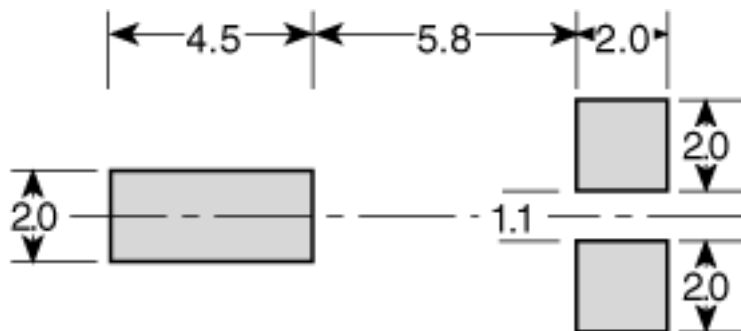
■ DIMENSIONS: (UNIT=mm)



■ RECOMENDED SOLDERING PATTERN: (UNIT=mm)



CMR310T



CMR309T