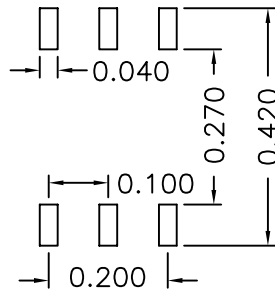
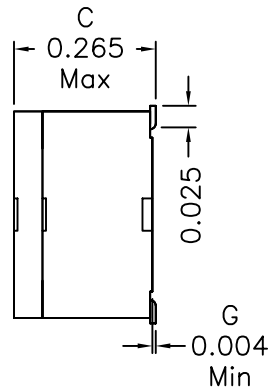
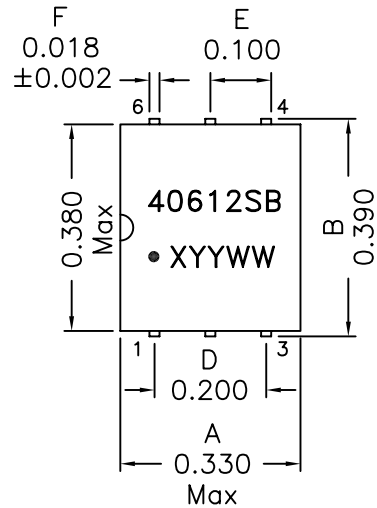


## 1. Mechanical Dimensions:



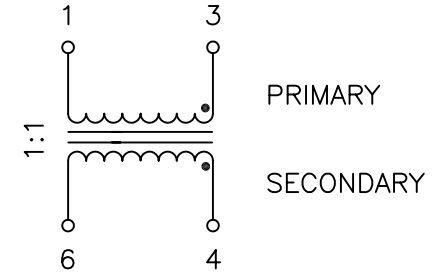
SUGGESTED PCB LAYOUT

### Notes:

1. Solderability: Leads shall meet MIL-STD-202G, Method 208H for solderability.
2. Flammability: UL94V-0
3. ASTM oxygen index: > 28%
4. Insulation System: Class F 155°C. UL file E151556
5. Operating Temperature Range: All listed parameters are to be within tolerance from -40°C to +85°C
6. Storage Temperature Range: -55°C to +125°C
7. Aqueous wash compatible
8. SMD Lead Coplanarity: ±0.004\*(0.102mm)
9. Electrical and mechanical specifications 100% tested
10. RoHS Compliant Component

DOC REV: C/1

## 2. Schematic:



## 3. Electrical Specifications:

OCL: Pins 1-3 100uH Min @100KHz 0.1V, @25°C

OCL: Pins 1-3 40uH Min @100KHz 0.1V, @-40°C

Q: Pins 1-3 5 Min @10KHz 50mV

LL: Pins 3-1 0.11uH Max @100KHz 0.1V, Short SEC

Cw/w: Pins 1-6 10pF Max @100KHz 0.1V

DCR: 0.300 Ohms Max, Each Wdg.

BANDWIDTH: .200-340MHz

TURNS RATIO: Pins (3-1):(4-6)=1:1±2%

HIPOT: 3000Vac, Wdg to Wdg, 1 Min

<b>XFMRs Inc</b> <a href="http://www.XFMRS.com">www.XFMRS.com</a>	Title: TRANSFORMERS		
	UNLESS OTHERWISE SPECIFIED	P/N: XF04061-2SB	REV. C
TOLERANCES:	DWN.	Mei Chen	Aug-30-11
.xxx ±0.010	CHK.	YK Liao	Aug-30-11
Dimensions in INCH	APP.	BW	Aug-30-11
SHEET 1 OF 1			