



Solid State Devices, Inc.

14701 Firestone Blvd * La Mirada, Ca 90638
 Phone: (562) 404-4474 * Fax: (562) 404-1773
 ssdi@ssdi-power.com * www.ssdi-power.com

**SPD48 thru SPD51
Series**

**200 mAMP
50-125 Volts
5 nsec
HYPER FAST RECTIFIER**

DESIGNER'S DATA SHEET

Part Number / Ordering Information ^{1/}

SPD — — —

L Screening^{2/} — = Not Screened
 TX = TX Level
 TXV = TXV Level
 S = S Level (for SM,
 use -S)

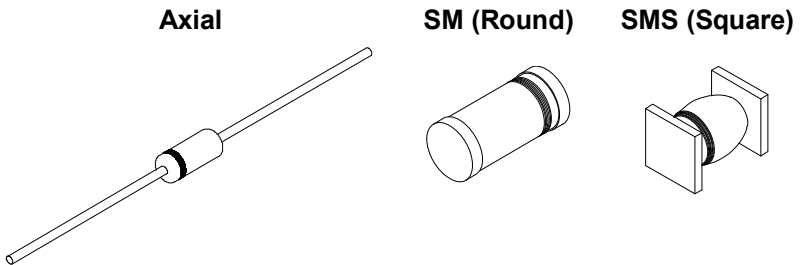
L Package
 — = Axial Leaded
 SM = Surface Mount Round Tab
 SMS = Surface Mount Square Tab

L Voltage 48 = 50 V
 49 = 75 V
 50 = 100 V
 51 = 125 V

- Features:**
- Hyper Fast Recovery: 5 nsec maximum
 - Subminiature Surface Mount Package
 - Square Tab Mounting (Round Tabs Available)
 - Hermetically Sealed
 - Planar Passivated Chip
 - For High Efficiency Applications
 - Replaces 1N4148, 1N4149, 1N4150, and 1N4151 types
 - TX, TXV and S – Level Screening Available^{2/}

Maximum Ratings		Symbol	Value	Units
Peak Repetitive Reverse and DC Blocking Voltage	SPD48	V_{RRM}	50	Volts
	SPD49	V_{RWM}	75	
	SPD50	V_R	100	
	SPD51		125	
Average Rectified Forward Current (Resistive Load, 60 Hz Sine Wave, $T_A = 25^\circ\text{C}$)		I_o	200	mAmps
Peak Surge Current (8.3 ms Pulse, Half Sine Wave Superimposed on I_o , Allow Junction to Reach Equilibrium Between Pulses, $T_A = 25^\circ\text{C}$)		I_{FSM}	4	Amps
Operating & Storage Temperature		Top & Tstg	-65 to +175	°C
Maximum Thermal Resistance Junction to Lead, L = 3/8" Junction to End Tab		$R_{\theta JL}$ $R_{\theta JE}$	325 140	°C/W

1/ For Ordering Information, Price, Operating Curves, and Availability – Contact Factory.
 2/ Screening Based on MIL-PRF-19500. Screening Flows Available on Request.





Solid State Devices, Inc.

14701 Firestone Blvd * La Mirada, Ca 90638
 Phone: (562) 404-4474 * Fax: (562) 404-1773
 ssdi@ssdi-power.com * www.ssdi-power.com

SPD48 thru SPD51 Series

Electrical Characteristics		Symbol	Max	Units
Instantaneous Forward Voltage Drop ($T_A = 25^\circ\text{C}$, 300-500 μs pulse)	$I_F = 10\text{mA}_{\text{DC}}$ $I_F = 100\text{mA}_{\text{DC}}$	V_{F1}	1.0 1.2	V_{DC}
Instantaneous Forward Voltage Drop ($T_A = -55^\circ\text{C}$, 300-500 μs pulse)	$I_F = 10\text{mA}_{\text{DC}}$ $I_F = 100\text{mA}_{\text{DC}}$	V_{F2}	1.1 1.3	V_{DC}
Reverse Leakage Current (Rated V_R , $T_A = 25^\circ\text{C}$, 300 μs minimum pulse)		I_{R1}	400	nA
Reverse Leakage Current (Rated V_R , $T_A = 100^\circ\text{C}$, 300 μs minimum pulse)		I_{R2}	40	μA
Junction Capacitance ($V_R = 10\text{Vdc}$, $T_A = 25^\circ\text{C}$, $f = 1\text{MHz}$)		C_J	2.8	pF
Reverse Recovery Time ($I_F = 50\text{mA}$, $I_R = 100\text{mA}$, $I_{RR} = 25\text{mA}$, $T_A = 25^\circ\text{C}$)		t_{rr}	5	nsec

Case Outline: Axial (___)

DIMENSIONS		
DIM	MIN	MAX
A	.050"	.075"
B	.080"	.120"
C	1.00"	---
D	.018"	.022"

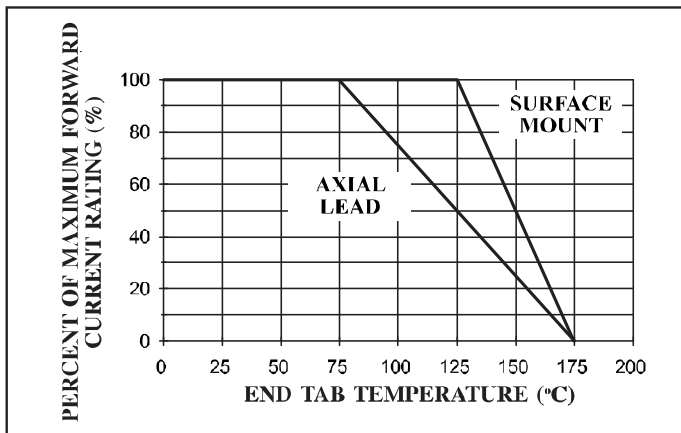
Case Outline: Round Tab (SM)

DIMENSIONS		
DIM	MIN	MAX
A	0.054"	0.085"
B	---	0.150"
C	0.010"	0.028"
D	.001"	---

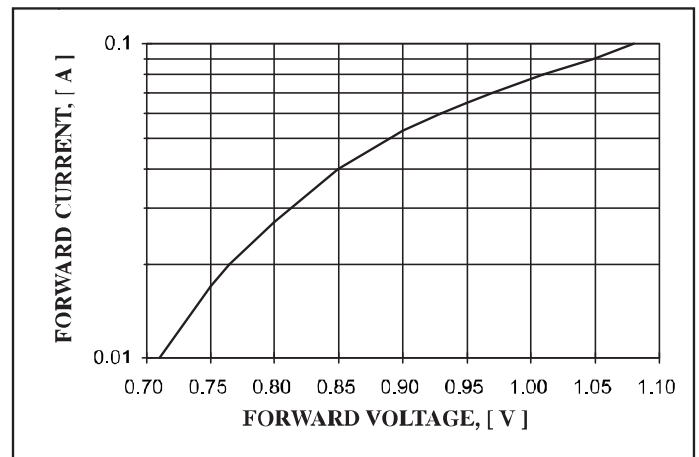
Case Outline: Square Tab (SMS)

DIMENSIONS		
DIM	MIN	MAX
A	0.065"	0.085"
B	---	0.200"
C	0.022"	0.028"
D	0.001"	---

TYPICAL OPERATING CURVES
($T_A = 25^\circ\text{C}$ unless otherwise specified)



TYPICAL FORWARD VOLTAGE



NOTE: All specifications are subject to change without notification. SCD's for these devices should be reviewed by SSDI prior to release.

DATA SHEET #: RH0085G

DOC