

# Customer Information Sheet

DRAWING No.: M80-841XXXX

SHEET 2 OF 2

IF IN DOUBT - ASK

©

NOT TO SCALE

THIRD ANGLE PROJECTION

ALL DIMENSIONS IN mm

ORDER CODE:

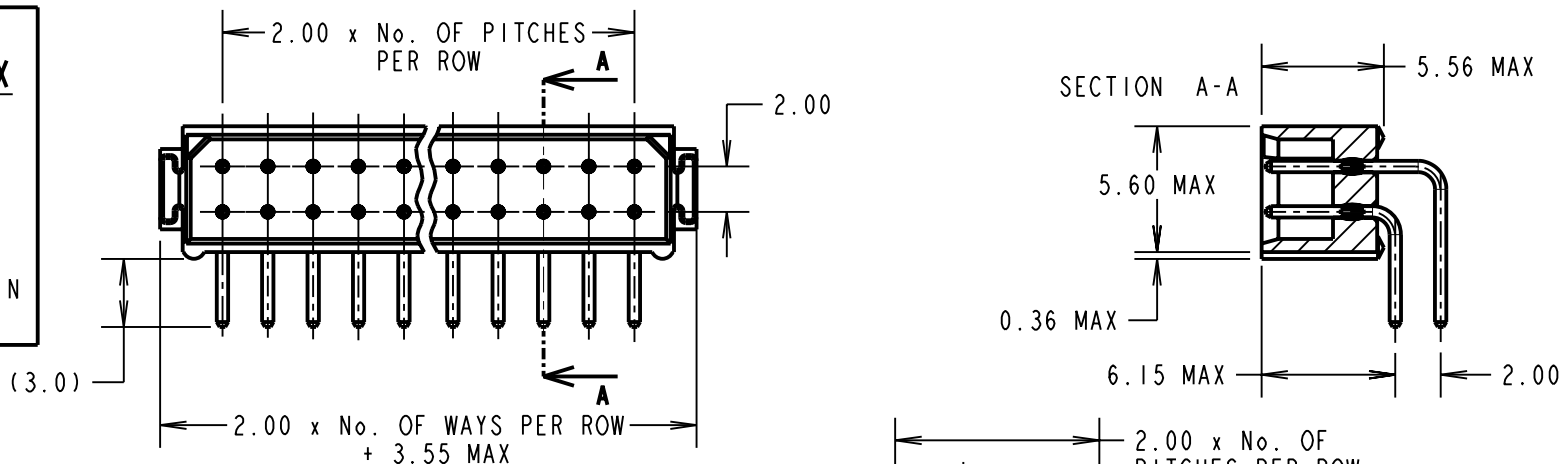
**M80-841XXXX**

TOTAL No. OF WAYS

04, 06, 08, 10, 12, 14, 16,  
18, 20, 26, 34, 44

FINISH:

42 = SELECTIVE GOLD + 100% TIN  
45 = GOLD



NOTES:

- 2-OFF STRAIN RELIEF STRAPS M80-0030006 ARE INCLUDED WITH EACH CONNECTOR

SPECIFICATIONS:

MATERIAL:

MOULDING = POLYAMIDE 46 UL94V-0, BLACK  
CONTACTS = PHOSPHOR BRONZE

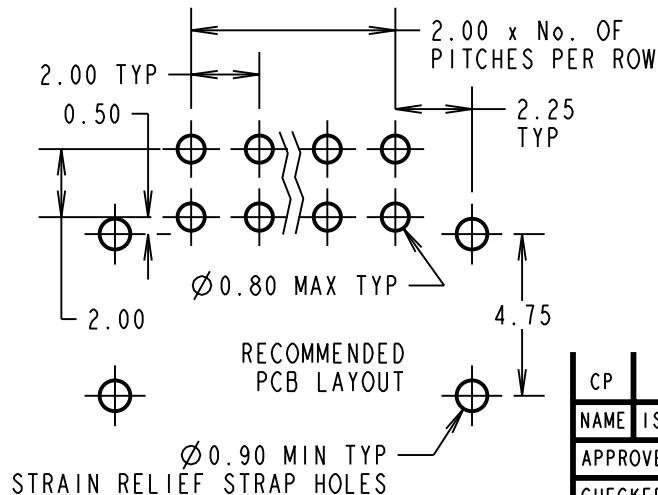
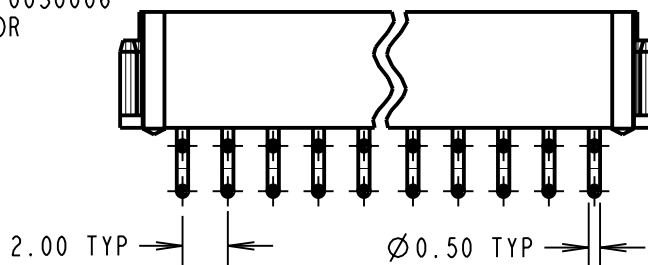
FINISH:

CONTACTS:

42 = 0.75µ GOLD ON CONTACT AREA,  
3.0µ 100% TIN ON TAILS  
45 = 0.75µ GOLD

ELECTRICAL:

CURRENT RATING (25°C) = 3.0A MAX.  
CURRENT RATING (85°C) = 2.2A MAX.  
WORKING VOLTAGE = 120V AC/DC  
VOLTAGE PROOF = 360V AC/DC  
CONTACT RESISTANCE (INITIAL) = 20 mΩ MAX.  
CONTACT RESISTANCE (AFTER CONDITIONING) = 25 mΩ MAX.  
INSULATION RESISTANCE (INITIAL) = 1000 MΩ MIN.  
INSULATION RESISTANCE (AFTER CONDITIONING) = 100 MΩ MIN.



MECHANICAL:  
DURABILITY = 500 OPERATIONS  
ENVIRONMENTAL:  
TEMPERATURE RANGE = -55°C TO +125°C  
PACKING:  
TUBE  
FOR COMPLETE SPECIFICATION, SEE COMPONENT SPECIFICATION C005XX (LATEST ISSUE)

CP	6	30.09.09	10303
NAME	ISS.	DATE	C/NOTE
APPROVED:		C. PENROSE	
CHECKED:		R. ADDE	
DRAWN:		I. SANDY	
CUSTOMER REF.:			
ASSEMBLY DRG:			

**HARWIN**

HARWIN USA  
TEL: 603 893 5376  
FAX: 603 893 5396  
mis@harwin.com

HARWIN Europe (UK)  
TEL: 023 9231 4545  
FAX: 023 9231 4590  
mis@harwin.co.uk

HARWIN Asia  
TEL: +65 6 779 4909  
FAX: +65 6 779 3868  
mis@harwin.com.sg

THIS DRAWING AND ANY INFORMATION OR DESCRIPTIVE MATTER SET OUT HEREON ARE CONFIDENTIAL AND COPYRIGHT PROPERTY OF THE HARWIN GROUP AND MUST NOT BE DISCLOSED, LOANED, COPIED OR USED FOR MANUFACTURING, TENDERING OR FOR ANY OTHER PURPOSE WITHOUT THEIR WRITTEN PERMISSION.

TOLERANCES  
X. = ±1mm  
X.X = ±0.25mm  
X.XX = ±0.10mm  
X.XXX = ±0.01mm  
ANGLES = ±5°  
UNLESS STATED

MATERIAL:  
SEE ABOVE  
FINISH:  
SEE ABOVE  
S/AREA:  
mm<sup>2</sup>

TITLE: DATAMATE DIL  
HORIZONTAL 90° TAIL PLUG  
ASSEMBLY (RoHS)  
DRAWING NUMBER:  
**M80-841XXXX**  
SHT  
2 OF 2