

**PLEASE CHECK WWW.MOLEX.COM FOR LATEST PART INFORMATION**

**Part Number:** **0014567059**  
**Status:** **Active**  
**Overview:** [cgrid\\_sl\\_products](#)  
**Description:** 2.54mm (.100") Pitch SL™ Insulation Displacement Connector Assembly, Female, Single Row, Version A, Nonpolarized, Wire Size 22, 0.76µm (30µ") Gold (Au), 5 Circuits

**Documents:**

[3D Model](#) [Product Specification PS-70400 \(PDF\)](#)  
[Drawing \(PDF\)](#) [RoHS Certificate of Compliance \(PDF\)](#)

**Agency Certification**

CSA LR19980  
 UL E29179

**General**

Product Family Ribbon Cable / Wire Trap Connectors  
 Series [70400](#)  
 Comments Terminals Preloaded  
 Component Type Housing  
 Glow-Wire Compliant No  
 Overview [cgrid\\_sl\\_products](#)  
 Product Name SL™

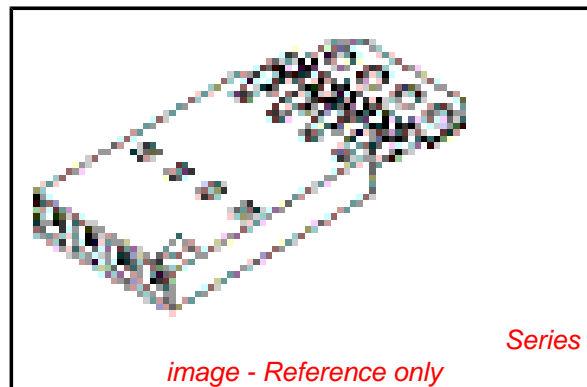
**Physical**

Circuits (Loaded) 5  
 Color - Resin Black  
 Durability (mating cycles max) 50  
 Entry Angle Vertical  
 Flammability 94V-0  
 Lock to Mating Part None  
 Material - Metal Phosphor Bronze  
 Material - Plating Mating Gold  
 Material - Plating Termination Tin  
 Material - Resin Polyester Alloy  
 Number of Rows 1  
 PCB Retention None  
 Packaging Type Tube  
 Pitch - Mating Interface (in) 0.100 In  
 Pitch - Mating Interface (mm) 2.54 mm  
 Plating min: Mating (µin) 30  
 Plating min: Mating (µm) 0.75  
 Plating min: Termination (µin) 75  
 Plating min: Termination (µm) 1.875  
 Polarized to Mating Part No  
 Stackable Yes  
 Surface Mount Compatible (SMC) N/A  
 Temperature Range - Operating -40°C to +105°C  
 Termination Interface: Style IDT or Pierce  
 Wire Insulation Diameter 1.35mm (.053") max.  
 Wire Size AWG 22  
 Wire/Cable Type Discrete Wire, Ribbon Cable

**Electrical**

Current - Maximum per Contact 3A  
 Voltage - Maximum 250V

**Material Info**



**EU RoHS**

**ELV and RoHS Compliant**  
**REACH SVHC Not Reviewed**  
**Halogen-Free Status Not Reviewed**

**China RoHS**



**Need more information on product environmental compliance?**

Email [productcompliance@molex.com](mailto:productcompliance@molex.com)  
 For a multiple part number RoHS Certificate of Compliance, [click here](#)

Please visit the [Contact Us](#) section for any non-product compliance questions.

**Search Parts in this Series**

[70400Series](#)

**Mates With**

Single Row headers and housings, [8624](#) , [70203](#) , [42375](#) , [42377](#)

**Use With**

[7307](#) Tinned 28AWG, [7767](#) Topcoat 28AWG, [24241](#) Tinned 26AWG, [8996](#) Topcoat 26AWG, [24226](#) Tinned 24AWG, [8997](#) Topcoat 24AWG, [24369](#) High Flex 26AWG, [24389](#) High Flex 24AWG

**Application Tooling | FAQ**

*Tooling specifications and manuals are found by selecting the products below. Crimp Height Specifications are then contained in the Application Tooling Specification document.*

**Global**

Description	Product #
Hawk Semi-Automatic Discrete	<a href="#">0011201337</a>

Old Part Number

70400-3353

**Reference - Drawing Numbers**

Product Specification

Sales Drawing

PS-70400

SDA-70400-3350-3373

Wire Terminator for  
SL - Rebuilt US\*

Hawk™ Ribbon 0623003000

Cable Terminator for  
SL without Break-off

Hawk™ Semi- 0623004900

Automatic Discrete

Wire Terminator

for SL - Rebuilt CE

Approved\*

Hawk™ Flat Flex 0623005200

Cable Terminator for  
SL with Break-off

Hawk™ Ribbon 0623005300

Cable Terminator

with for SL Break-off

IDT Discrete 0621000700

Handtool Module for

SL™

Hawk™ Semi- 0623003100

Automatic Discrete

Wire Terminator for

SL

This document was generated on 05/21/2010

**PLEASE CHECK [WWW.MOLEX.COM](http://WWW.MOLEX.COM) FOR LATEST PART INFORMATION**

# OPTION A

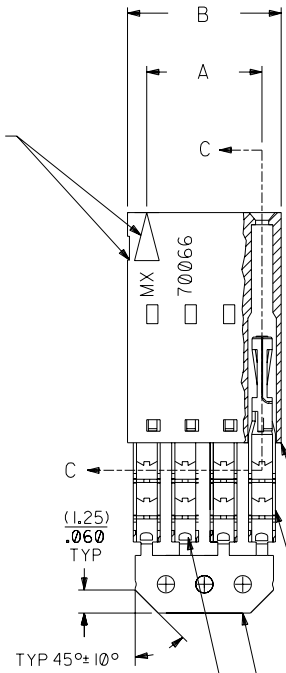
## NOTES:

- 1) TO BE USED WITH (22) AWG. STRANDED WIRE WITH (1.35)/.053 DIA. MAX. INSULATION.
- 2) SEE CHART FOR CIRCUIT SIZES.
- 3) STANDARD PACKAGING PER PK-70400-0001. OPTIONAL PACKAGING MAY BE AVAILABLE, REQUEST DWG. PK-70400
- 4) PARTS STACKABLE END TO END AND SIDE BY SIDE ON (2.54)/.100 CENTERS.
- 5) REFER TO PRODUCT SPECIFICATION: PS-70400.
- 6) SEE DWG. SDA-70400-\*\*\*\* (SHT. 5) FOR OPTIONAL HOUSING DETAILS.
- 7) 4 CIRCUIT SHOWN.
- 8) TO MATE WITH MOLEX (2.54)/.100 CENTERLINE HEADERS.

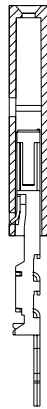
9) 2 CIRCUIT ASSEMBLIES SUPPLIED AS GROUPED PAIRS.



CIRCUIT NO. 1  
SLOT OR ARROW



### SECTION C-C



PRE-LOADED ASSEMBLY



FINAL ASSEMBLY

HOUSING PART NO. 70066-\*\*\*\*  
MATERIAL: G.F. POLYESTER, 94V-0

TERMINAL PART NO. 70028-\*\*\*\*  
MATERIAL: PHOSPHOR BRONZE  
PLATING PER ES-88-\*\*\*

30 GOLD - .000030 MIN. GOLD IN SELECT AREA WITH .000075 MIN. TIN IN SELECT AREA OVER .000050 MIN. NICKEL OVER-ALL.

\*THE PRIMARY SHIPPING CARTON WILL BE LABELED "COMPLIANT TO ROHS DIRECTIVE 2002/95/EC AND ELV ANNEX II OF DIRECTIVE 2000/53/EC". CARTONS WITHOUT THIS LABEL MAY CONTAIN PRODUCT WITH LEAD.

I.D. SLOT CODE TO WIRE GAUGE CHART	
I.D. SLOT CODE	WIRE GAUGE
D	22 AWG.

PLATING CODE (STRIPE ON CARRIER STRIP)	
PLATING	COLOR
30 GOLD	RED

CKT. SIZE	DIMENSIONS (INCH)		EDP. NO.	ENG. NO.
	A	B		
2	( 2.54 ) .100	( 5.05 ) .199	14-56-7029	A-70400-3350
3	( 5.08 ) .200	( 7.59 ) .299	14-56-7039	A-70400-3351
4	( 7.62 ) .300	( 10.13 ) .399	14-56-7049	A-70400-3352
5	( 10.16 ) .400	( 12.67 ) .499	14-56-7059	A-70400-3353
6	( 12.70 ) .500	( 15.21 ) .599	14-56-7069	A-70400-3354
7	( 15.24 ) .600	( 17.75 ) .699	14-56-7079	A-70400-3355
8	( 17.78 ) .700	( 20.29 ) .799	14-56-7089	A-70400-3356
9	( 20.32 ) .800	( 22.83 ) .899	14-56-7099	A-70400-3357
10	( 22.86 ) .900	( 25.37 ) .999	14-56-7109	A-70400-3358
11	( 25.54 ) 1.000	( 27.91 ) 1.099	14-56-7119	A-70400-3359
12	( 27.94 ) 1.100	( 30.45 ) 1.199	14-56-7129	A-70400-3360
13	( 30.48 ) 1.200	( 32.99 ) 1.299	14-56-7139	A-70400-3361
14	( 33.02 ) 1.300	( 35.53 ) 1.399	14-56-7149	A-70400-3362
15	( 35.56 ) 1.400	( 38.07 ) 1.499	14-56-7159	A-70400-3363
16	( 38.01 ) 1.500	( 40.61 ) 1.599	14-56-7169	A-70400-3364
17	( 40.64 ) 1.600	( 43.15 ) 1.699	14-56-7179	A-70400-3365
18	( 43.18 ) 1.700	( 45.69 ) 1.799	14-56-7189	A-70400-3366
19	( 45.72 ) 1.800	( 48.23 ) 1.899	14-56-7199	A-70400-3367
20	( 48.26 ) 1.900	( 50.77 ) 1.999	14-56-7209	A-70400-3368
21	( 50.80 ) 2.000	( 53.31 ) 2.099	14-56-7219	A-70400-3369
22	( 53.34 ) 2.100	( 55.85 ) 2.199	14-56-7229	A-70400-3370
23	( 55.88 ) 2.200	( 58.39 ) 2.299	14-56-7239	A-70400-3371
24	( 58.42 ) 2.300	( 60.93 ) 2.399	14-56-7249	A-70400-3372
25	( 60.96 ) 2.400	( 63.47 ) 2.499	14-56-7259	A-70400-3373

LTR.	REVISIONS	LTR.	REVISIONS
	D		REVISED PER ECR NO. U82110 10-17-88 AAB
	B		LEAD FREE UCP2004-1769 RWHITE 04/03/22
	C		REVISE PER ECR #U80110 2/3/88 MJM
	A		ADD CARRIER CHAMF ECN #UDT1998-0280 05/20/98 LMCGRATH
			RELEASE FOR PROD. PER ERO NO. 25421 10-26-87 AAB

DIMENSIONS SHOWN (METRIC) INCH UNLESS OTHERWISE SPECIFIED TOLERANCES: ANGULAR ± 1/2°		MFG. SH. REV.	
3 PLACE ± .010	INCH	REVISE ONLY ON CAD SYSTEM	
2 PLACE ± .014 ± 0.25	METRIC	TITLE ASSEMBLY, SL CONNECTOR (SINGLE ROW- (2.54)/.100 GRID)	
1 PLACE --- ± 0.35		MOLEX INCORPORATED SHEET NO. DATE 10/26/87	
DRAFT WHERE APPLICABLE MUST REMAIN WITHIN DIMENSIONS		PART NO. SDA-70400-3350-0001 DRWG. NO. SDA-70400-3350-3373	
DRWG. BY AAB	CHK'D. BY WAZ	SEE CHART	
APP'D. BY	SCALE 4:1	THIS DRAWING CONTAINS INFORMATION THAT IS PROPRIETARY TO MOLEX INC. AND SHOULD NOT BE USED WITHOUT WRITTEN PERMISSION.	