



# DATA SHEET

## BAS21A/C/S

### SURFACE MOUNT, HIGH VOLTAGE, DUAL SWITCHING DIODES

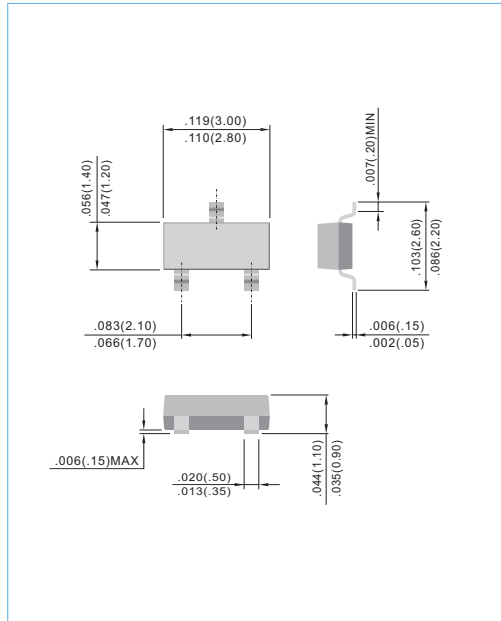
<b>VOLTAGE</b>	<b>250 Volts</b>	<b>POWER</b>	<b>250mWatts</b>	<b>SOT-23</b>	Unit: inch (mm)
----------------	------------------	--------------	------------------	---------------	-----------------

#### FEATURES

- High reverse breakdown voltage.
- Fast switching speed.
- Low reverse leakage current.
- Surface mount package ideally suited for automatic insertion.
- Galvanically isolated dual configurations to save board space.
- In compliance with EU RoHS 2002/95/EC directives

#### MECHANICAL DATA

Case: SOT-23, Plastic  
 Terminals: Solderable per MIL-STD-750, Method 2026  
 Approx. Weight: 0.008 gram  
 Marking : BAS21A:21A, BAS21C:21C, BAS21S:21S

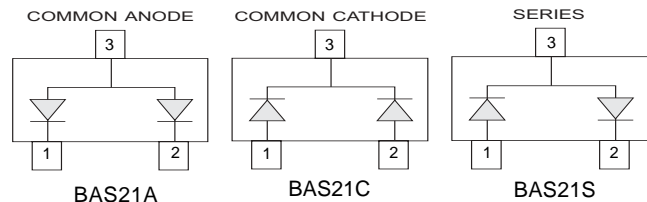


#### ABSOLUTE RATINGS

PARAMETER	Symbol	Value	Units
Maximum Reverse Voltage	$V_R$	250	V
Peak Reverse Voltage	$V_{RRM}$	250	V
Average Rectified Current at Temp=25°C	$I_o$	0.2	A
Non-repetitive Peak Forward Surge Current at t=1.0 μs	$I_{FSM}$	4.0	A

#### THERMAL CHARACTERISTICS

PARAMETER	Symbol	Value	Units
Power Dissipation	$P_{TOT}$	250	mW
Thermal Resistance, Junction to Ambient	$R_{\theta JA}$	357	°C/W
Junction Temperature	$T_J$	150	°C
Storage Temperature	$T_{STG}$	-55 to 150	°C

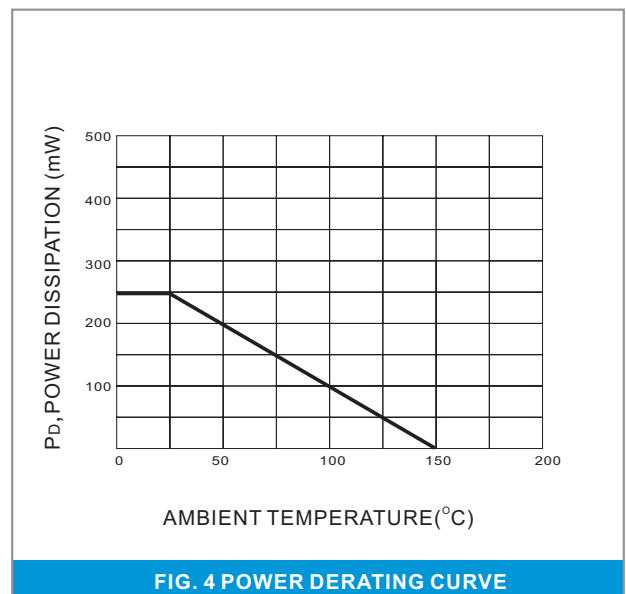
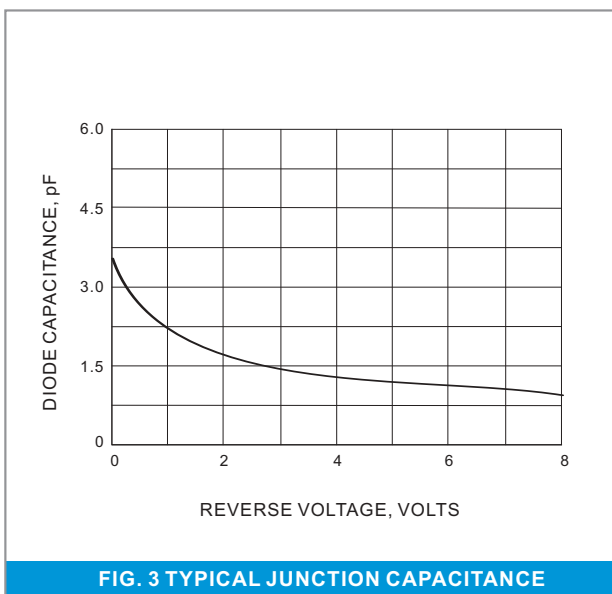
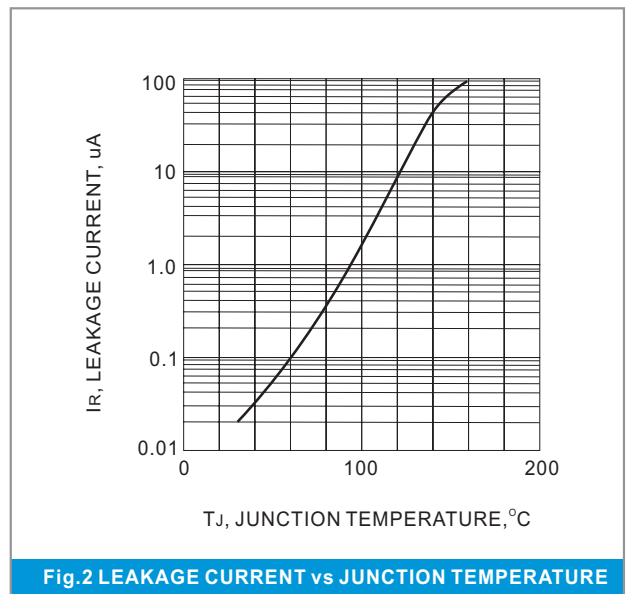
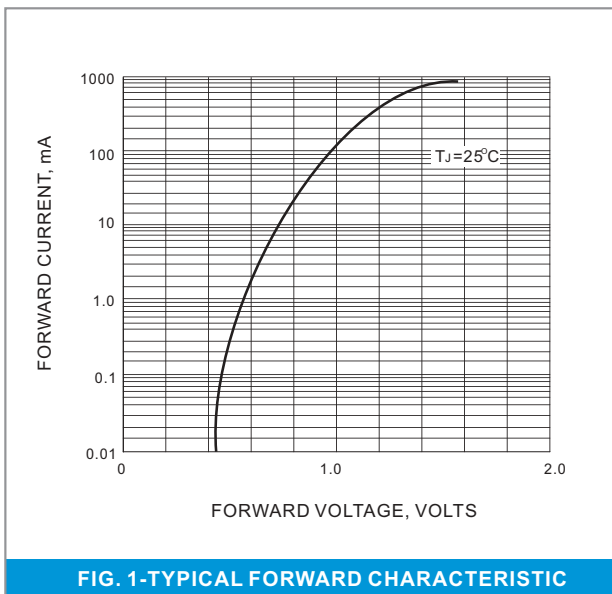




## ELECTRICAL CHARACTERISTICS

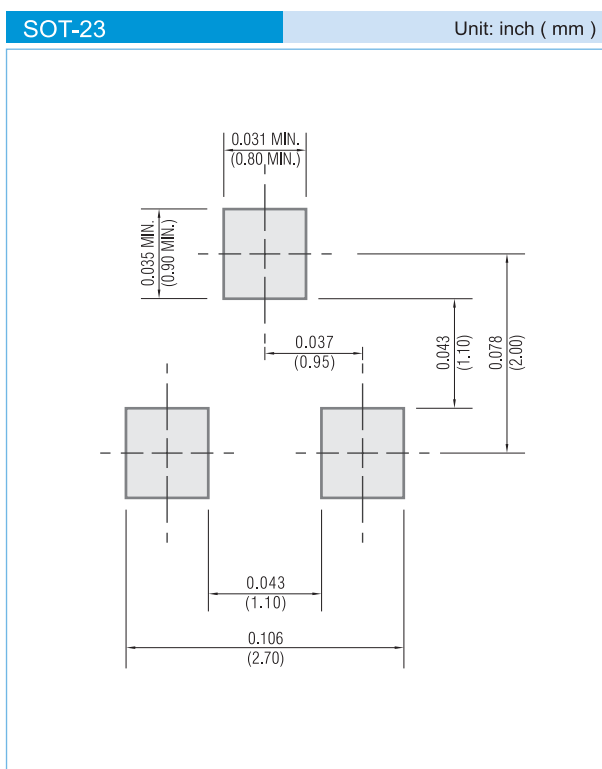
PARAMETER	Symbol	Test Condition	MIN.	TYP.	MAX.	Units
Reverse Breakdown Voltage	$V_{(BR)}$	$I_R=100 \mu A$	--	--	250	V
Reverse Current	$I_R$	$V_R=200 V$ $V_R=200 V, T_J = 150^\circ C$	--	--	0.1 100	$\mu A$
Forward Voltage	$V_F$	$I_F=1.0mA$ $I_F=100mA$	--	--	0.70 1.00	V
Maximum Junction Capacitance	$C_J$	$V_R=0V, f=1.0MHz$	--	--	5.0	pF
Reverse Recovery Time	$T_{rr}$	$I_F=I_R=30mA, R_L=100\Omega$	--	--	50	ns

## ELECTRICAL CHARACTERISTICS CURVES





## MOUNTING PAD LAYOUT



## ORDER INFORMATION

- Packing information
  - T/R - 12K per 13" plastic Reel
  - T/R - 3K per 7" plastic Reel

## LEGAL STATEMENT

### Copyright PanJit International, Inc 2009

The information presented in this document is believed to be accurate and reliable. The specifications and information herein are subject to change without notice. Pan Jit makes no warranty, representation or guarantee regarding the suitability of its products for any particular purpose. Pan Jit products are not authorized for use in life support devices or systems. Pan Jit does not convey any license under its patent rights or rights of others.