

# A50P

## SEMICONDUCTOR PROTECTION FUSES



A50P Amp-trap® Form 101 Semiconductor Protection fuses were developed for DC drives, uninterruptable power supplies and similar applications requiring better protection (lower  $I^2t$ ) and superior reliability. The A50P is typically used for replacement.

### Features/Benefits

- **Low  $I^2t$**  minimizes damage to protected components on short circuit
- **Controlled arc voltage** reduces stress to circuit components during fuse clearing
- **Choice of mounting types** helps in equipment design

### Ratings

- **AC:** 10-1200A  
500VAC, 100kA I.R.
- **DC:** 35-1000A  
450VDC, 79kA I.R.  
L/R = 10ms

### Approvals

- UL Recognized Component
- AC: UL Guide No. JFHR2 (10-800A)
- DC: UL Guide No. JFHR2 (35-800A)

### HIGHLIGHTS:

- Very Fast Acting
- Current Limiting
- Low  $I^2t$
- Indicator Options Available

### APPLICATIONS:

- Protection of DC drives, UPS and other equipment of 500 volts or less



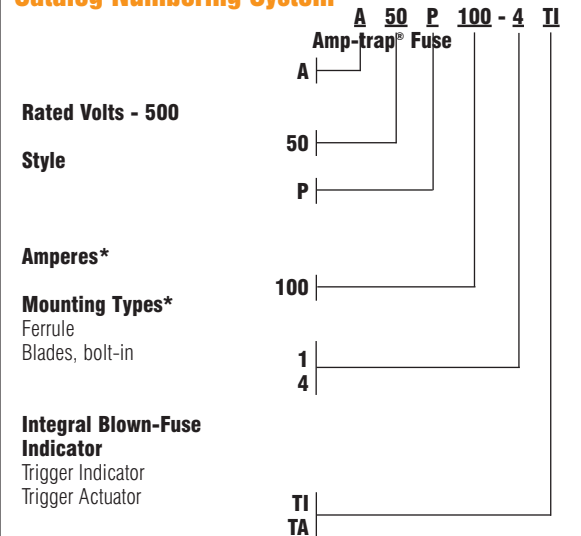
### Single Pole Fuse Blocks for A50P Fuses

FUSE AMPERE RATING	MOUNTING TYPE	FUSE BLOCK CATALOG NUMBER
10-30	1	70316
35-60	4	P243G
70-200	4	P243E
225-600	4	P266C



\* Contact technical services for applications data.

### Catalog Numbering System



\* For ampere ratings and types not listed, consult the factory.

# A50P

# SEMICONDUCTOR PROTECTION FUSES

## Standard Fuse Ampere Ratings, Catalog Numbers

AMPERE RATING	CATALOG NUMBER	OUTLINE FIG.	AMPERE RATING	CATALOG NUMBER	OUTLINE FIG.	AMPERE RATING	CATALOG NUMBER	OUTLINE FIG.
10	A50P10-1	1	175	A50P175-4	3	450	A50P450-4	3
15	A50P15-1	1	175	A50P175-4TI	3	450	A50P450-4TI	3
20	A50P20-1	1	200	A50P200-4	3	500	A50P500-4	3
25	A50P25-1	1	200	A50P200-4TA	4	500	A50P500-4TI	3
30	A50P30--1	1	200	A50P200-4TI	3	600	A50P600-4	3
35	A50P35-4	2	225	A50P225-4	3	600	A50P600-4TA	4
40	A50P40-4	2	250	A50P250-4	3	600	A50P600-4TI	3
50	A50P50-4	2	250	A50P250-4TA	4	700	A50P700-4	5
60	A50P60-4	2	250	A50P250-4TI	3	700	A50P700-4TA	6
70	A50P70-4	3	275	A50P275-4	3	700	A50P700-4TI	5
80	A50P80-4	3	300	A50P300-4	3	800	A50P800-4	5
90	A50P90-4	3	300	A50P300-4TA	4	800	A50P800-4TA	6
100	A50P100-4	3	300	A50P300-4TI	3	800	A50P800-4TI	5
100	A50P100-4TI	3	325	A50P325-4	3	900	A50P900-4	3
125	A50P125-4	3	350	A50P350-4	3	1000	A50P1000-4	3
125	A50P125-4TA	4	350	A50P350-4TI	3	1000	A50P1000-4TI	3
125	A50P125-4TI	3	400	A50P400-4	3	1200	A50P1200-4	3
150	A50P150-4	3	400	A50P400-4TA	4	1200	A50P1200-4TI	3
150	A50P150-4TI	3	400	A50P400-4TI	3			

For ampere ratings and styles not listed, call Technical Services.

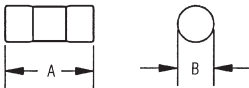


Figure 1

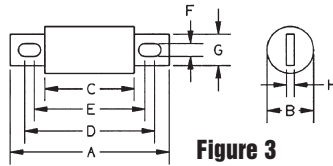


Figure 3

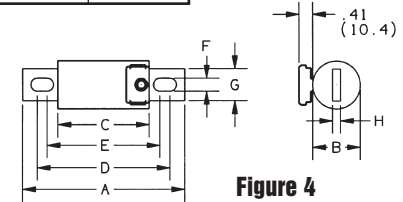


Figure 4

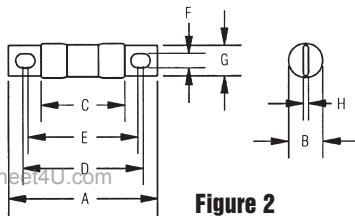


Figure 2

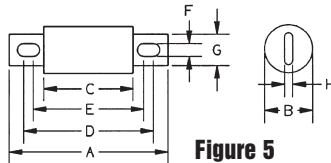


Figure 5

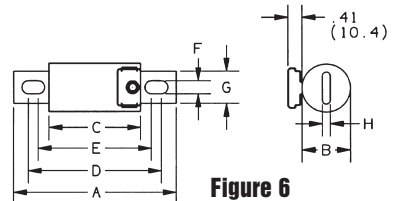


Figure 6

www.DataSheet4U.com

## Dimensions

OUTLINE REF.	MOUNTING TYPE	FIG.	DIMENSIONS - INCHES (mm)								
			A	B	C	D	E	F	G	H	
A50P10 to 30	1	1	2.00 (50.8)	0.56 (14.2)	-	-	-	-	-	-	-
A50P35 to 60	1DS*	1	2.25 (57.2)	0.81 (20.6)	-	-	-	-	-	-	-
A50P35 to 60	4	2	3.19 (81.0)	0.81 (20.6)	1.63 (41.4)	2.50 (63.5)	2.25 (57.2)	0.34 (8.6)	0.72 (18.3)	0.13 (3.3)	
A50P70 to 100	4	3	3.63 (92.2)	1.00 (25.4)	2.13 (54.1)	2.94 (74.7)	2.81 (71.4)	0.31 (7.9)	0.75 (19.1)	0.13 (3.3)	
A50P125 to 200	4, 4TA**	3, 4**	3.63 (92.2)	1.22 (31.0)	2.13 (54.1)	2.94 (74.7)	2.81 (71.4)	0.31 (7.9)	1.00 (25.4)	0.19 (4.8)	
A50P225 to 400	4, 4TA**	3, 4**	4.34 (110)	1.50 (38.1)	2.09 (53.1)	3.41 (86.6)	2.78 (70.6)	0.41 (10.4)	1.00 (25.4)	0.25 (6.4)	
A50P450 to 600	4, 4TA**	3, 4**	4.47 (114)	2.00 (50.8)	2.22 (56.4)	3.53 (89.7)	2.91 (73.9)	0.41 (10.4)	1.50 (38.1)	0.25 (6.4)	
A50P700 to 800	4, 4TA**	5, 6**	6.47 (164)	2.50 (63.5)	2.22 (56.4)	4.63 (118)	4.31 (109)	0.53 (13.5)	2.00 (50.8)	0.38 (9.7)	
A50P900 to 1200	4	3	6.97 (177)	3.00 (76.2)	3.22 (81.8)	4.97 (126)	***	0.63 (16.0)	2.38 (60.5)	0.44 (11.1)	

\* Use with 60306J fuse block.  
 \*\* Optional Trigger Actuator (TA)  
 \*\*\* Mounting hole is round, diameter F.