



ADSL LINE TRANSFORMER SURFACE MOUNT MAGNETICS

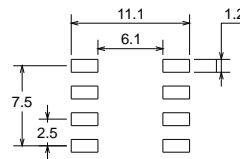
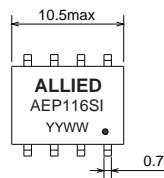
- EN60950 Basic Insulation compliant 250Vrms
- SMD compact foot print design
- Industrial operating temp: -40°C to +85°C

Electrical Specifications @25°C

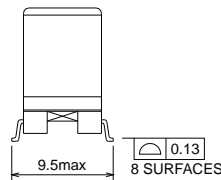
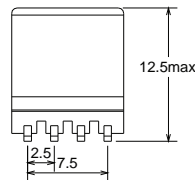
| Part Number | Turns Ratio (10KHz,0.1V) | OCL (10KHz,0.1V) | LL (100KHz,0.1V) | C _{ww} (100KHz,0.1V) | DCR | | THD 25KHz,5Vrms | LB 35KHz-650KHz | Hi-Pot VAC (1mA/1S) |
|-------------|-----------------------------|---------------------|-----------------------------|----------------------------------|--------------------|--------------------|--------------------|--------------------|---------------------------|
| | | | | | 1-4 (short 2-3) | 8-5 (short 6-7) | | | |
| AEP116SI | 1-4:8-5 (short 2-3,5-7) | 1-4 (short 2-3) | 1-4 (short 2-3, 5-6-7-8) | 1-8 (short 2-3,6-7) | 1-4 (short 2-3) | 8-5 (short 6-7) | -80dB max | 55dB min | 1500 |
| | 1.273:1 ±2% | 1.4mH ±7% | 10.5uH max | 40pF max | 1.8Ω max | 1.3Ω max | | | |

All specifications subject to change without notice.

MECHANICAL



SUGGESTED PAD LAYOUT



Units:mm

Unless otherwise specified all tolerances are: ±0.25 in mm

SCHEMATICS

