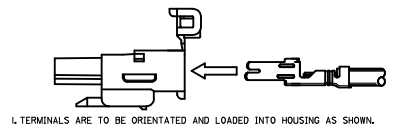
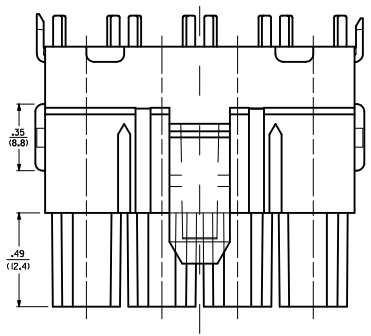
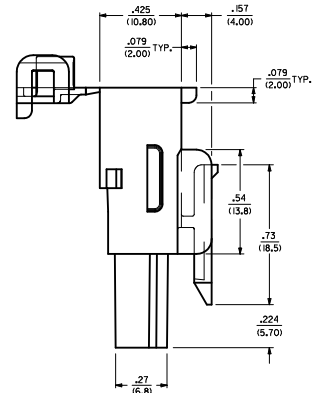
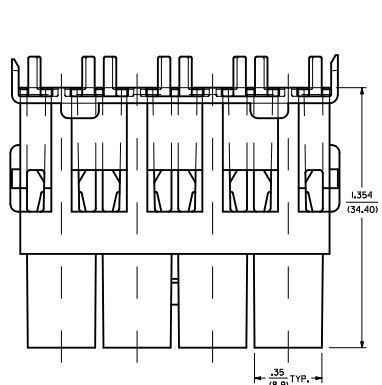
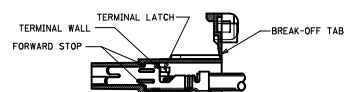


ITEM NUMBER	CIRCUIT SIZE	"A"
42816-0212	2	12.7
42816-0312	3	19.1
42816-0412	4	25.4
42816-0512	5	31.7
42816-0612	6	38.1

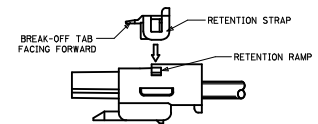
LEGEND:
42816 -- 1 2
CIRCUIT SIZE
(02-06)
T.P.A. OPTION
2 = WITH T.P.A.



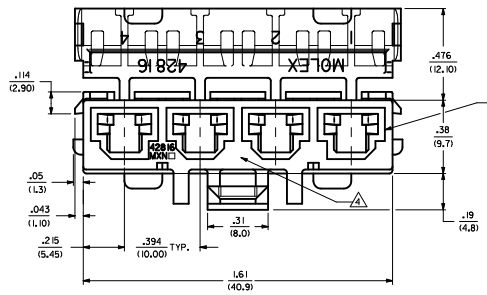
1. TERMINALS ARE TO BE ORIENTATED AND LOADED INTO HOUSING AS SHOWN.



2. TERMINALS ARE LOADED WHEN SEATED AGAINST FORWARD STOP AND TERMINAL LATCHES ARE SNAPPED BEHIND TERMINAL WALLS. RETENTION FORCE AT THIS STAGE = 0.5 KG.

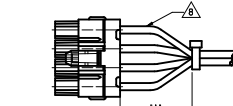


3. AFTER TERMINALS ARE LOADED INTO HOUSING, T.P.A. IS TO BE "BROKEN OFF", ORIENTATED AND INSTALLED IN THE DIRECTION SHOWN UNTIL THE RETENTION STRAPS SNAP OVER THE RETENTION RAMPS. THIS PRODUCT MUST NEVER BE USED WITHOUT THE INSTALLATION OF THE T.P.A.

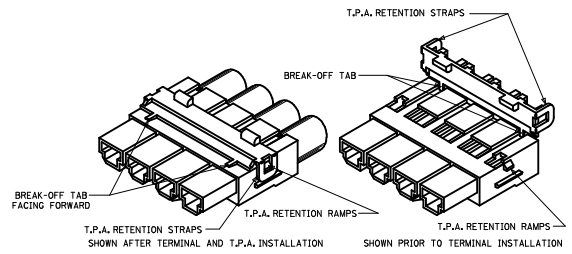


NOTES:

- 1) MATERIAL: 1 = POLYESTER, PBT, UL, 94V-0, COLOR: MOLDED BLACK.
- 2) PART IS FOR USE WITH FEMALE CRIMP TERMINAL *42815.
- 3) PART IS DESIGNED IN METRIC.
- 4) NO CORE-OUTS UNDER LATCH ON 2, 4 & 6 CIRCUIT PARTS.
- 5) PART MATES WITH MINI-FIT SR PLUG 42818-***2.
- 6) ITEM NUMBERS THAT ARE PRECEDED BY AN "X" ARE NOT AVAILABLE.
- 7) DUE TO THE BREAKAWAY DESIGN OF THE T.P.A. COVER, A FEW MAY HAVE PREMATURELY SEPARATED FROM THEIR HOUSINGS DURING SHIPMENT, IF A HOUSING IS MISSING A T.P.A. COVER, IT CAN BE FOUND IN THE SHIPPING CONTAINER.
- 8) EACH WIRE MUST BE DRESSED SUCH THAT THE TERMINAL MAINTAINS ITS FREE FLOAT WITHIN THE HOUSING. SEE CHART FOR RECOMMENDED CABLE TIE PLACEMENT.
- 9) FOR PACKAGING INFORMATION SEE PK-42816-002



RECOMMENDED WIRE DRESSING SCHEME



*** THIS PRODUCT MUST NEVER BE USED WITHOUT THE T.P.A. ***

REVISE PKG NOTE #9 EC NO: UCF2017-360B DRAWING NO: 2010/06/16 APPROVED BY: APPREHSMITH DATE: 2010/06/29	QUALITY SYMBOLS 0 = 0 1 = 1 2 = 2	GENERAL TOLERANCES (UNLESS SPECIFIED) <table border="1"> <thead> <tr> <th></th> <th>mm</th> <th>INCH</th> </tr> </thead> <tbody> <tr> <td>4 PLACES ± ---</td> <td>± .10</td> <td>± .004</td> </tr> <tr> <td>3 PLACES ± ---</td> <td>± .010</td> <td>± .0004</td> </tr> <tr> <td>2 PLACES ± .25</td> <td>± .016</td> <td>± .0006</td> </tr> <tr> <td>1 PLACE ± 0.20</td> <td>± ---</td> <td>± ---</td> </tr> </tbody> </table>		mm	INCH	4 PLACES ± ---	± .10	± .004	3 PLACES ± ---	± .010	± .0004	2 PLACES ± .25	± .016	± .0006	1 PLACE ± 0.20	± ---	± ---	DIMENSION STYLE IN/MM	SCALE 4:1	DESIGN UNITS METRIC	THIRD ANGLE PROJECTION
		mm	INCH																		
	4 PLACES ± ---	± .10	± .004																		
	3 PLACES ± ---	± .010	± .0004																		
2 PLACES ± .25	± .016	± .0006																			
1 PLACE ± 0.20	± ---	± ---																			
DRAWN BY: AELHAG DATE: 2010/06/16 CHECKED BY: MKIPPER DATE: 2010/06/16 APPROVED BY: FSMITH DATE: 2010/06/29	MATERIAL NO. DOCUMENT NO. SD-42816-***2	SHEET NO. 1 OF 1	RECEIPT. HOUSING SINGLE ROW MINIFIT SR. MOLEX INCORPORATED																		
DRAFT WHERE APPLICABLE MUST REMAIN WITHIN DIMENSIONS	SEE CHART	THIS DRAWING CONTAINS INFORMATION THAT IS PROPRIETARY TO MOLEX INCORPORATED AND SHOULD NOT BE USED WITHOUT WRITTEN PERMISSION																			