

PLEASE CHECK WWW.MOLEX.COM FOR LATEST PART INFORMATION

Part Number: [0014562189](#)
Status: **Active**
Overview: [cgrid_sl_products](#)
Description: 2.54mm (.100") Pitch SL™ Insulation Displacement Connector Assembly, Female, Single Row, Version A, Nonpolarized, Wire Size 26, 0.76µm (30µ") Gold (Au), 18 Circuits

Documents:

[3D Model](#) [Product Specification PS-70400 \(PDF\)](#)
[Drawing \(PDF\)](#) [RoHS Certificate of Compliance \(PDF\)](#)

Agency Certification

CSA LR19980
 UL E29179

General

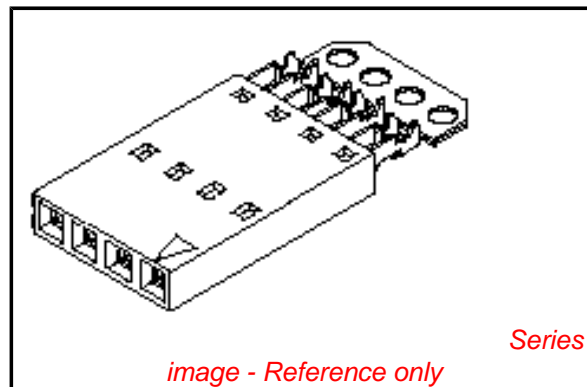
Product Family Ribbon Cable / Wire Trap Connectors
 Series [70400](#)
 Comments Terminals Preloaded
 Component Type Housing
 Glow-Wire Compliant No
 Overview [cgrid_sl_products](#)
 Product Name SL™

Physical

Circuits (Loaded) 18
 Color - Resin Black
 Durability (mating cycles max) 50
 Entry Angle Vertical
 Flammability 94V-0
 Lock to Mating Part None
 Material - Metal Phosphor Bronze
 Material - Plating Mating Gold
 Material - Plating Termination Tin
 Material - Resin Polyester Alloy
 Number of Rows 1
 PCB Retention None
 Packaging Type Tube
 Pitch - Mating Interface (in) 0.100 In
 Pitch - Mating Interface (mm) 2.54 mm
 Plating min: Mating (µin) 30
 Plating min: Mating (µm) 0.75
 Plating min: Termination (µin) 75
 Plating min: Termination (µm) 1.875
 Polarized to Mating Part No
 Stackable Yes
 Surface Mount Compatible (SMC) N/A
 Temperature Range - Operating -40°C to +105°C
 Termination Interface: Style IDT or Pierce
 Wire Insulation Diameter 1.35mm (.053") max.
 Wire Size AWG 26
 Wire/Cable Type Discrete Wire, Ribbon Cable

Electrical

Current - Maximum per Contact 3A
 Voltage - Maximum 250V



EU RoHS

**ELV and RoHS
 Compliant**
**REACH SVHC
 Not Reviewed**
**Halogen-Free
 Status**

China RoHS



**Need more information on product
 environmental compliance?**

Email productcompliance@molex.com
 For a multiple part number RoHS Certificate of Compliance, [click here](#)

Please visit the [Contact Us](#) section for any non-product compliance questions.

Search Parts in this Series

[70400Series](#)

Mates With

Single Row headers and housings, [8624](#) , [70203](#) , [42375](#) , [42377](#)

Use With

[7307](#) Tinned 28AWG, [7767](#) Topcoat 28AWG, [24241](#) Tinned 26AWG, [8996](#) Topcoat 26AWG, [24226](#) Tinned 24AWG, [8997](#) Topcoat 24AWG, [24369](#) High Flex 26AWG, [24389](#) High Flex 24AWG

Application Tooling | [FAQ](#)

Tooling specifications and manuals are found by selecting the products below. Crimp Height Specifications are then contained in the Application Tooling Specification document.

Global

Description	Product #
Hawk Semi- Automatic Discrete	0011201337

Material Info

Reference - Drawing Numbers

Product Specification
Sales Drawing

PS-70400
SDA-70400-1226-1249

Wire Terminator for SL - Rebuilt US*	
Hawk™ Ribbon	<u>0623003000</u>
Cable Terminator for SL without Break-off	
Hawk™ Semi- Automatic Discrete	<u>0623004900</u>
Wire Terminator for SL - Rebuilt CE Approved*	
Hawk™ Flat Flex	<u>0623005200</u>
Cable Terminator for SL with Break-off	
Hawk™ Ribbon	<u>0623005300</u>
Cable Terminator with for SL Break-off	
IDT Discrete	<u>0621000700</u>
Handtool Module for SL™	
Hawk™ Semi- Automatic Discrete	<u>0623003100</u>
Wire Terminator for SL	

This document was generated on 05/21/2010

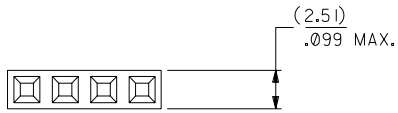
PLEASE CHECK WWW.MOLEX.COM FOR LATEST PART INFORMATION

OPTION A

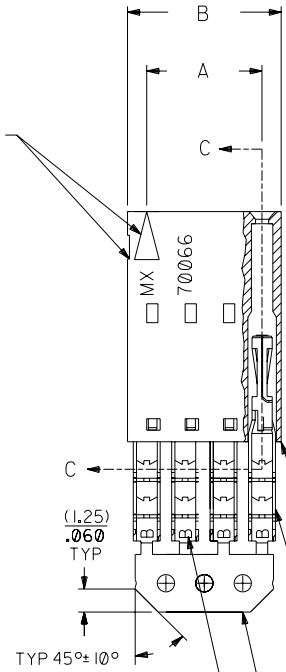
NOTES:

- 1) TO BE USED WITH (26) AWG. STRANDED WIRE WITH (1.35)/.053 DIA. MAX. INSULATION.
- 2) SEE CHART FOR CIRCUIT SIZES.
- 3) STANDARD PACKAGING PER PK-70400-0001. OPTIONAL PACKAGING MAY BE AVAILABLE , REQUEST DWG. PK-70400
- 4) PARTS STACKABLE END TO END AND SIDE BY SIDE ON (2.54)/.100 CENTERS.
- 5) REFER TO PRODUCT SPECIFICATION: PS-70400.
- 6) SEE DWG. SDA-70400-**** (SHT. 5) FOR OPTIONAL HOUSING DETAILS.
- 7) 4 CIRCUIT SHOWN.
- 8) TO MATE WITH MOLEX (2.54)/.100 CENTERLINE HEADERS.

9) 2 CIRCUIT ASSEMBLIES SUPPLIED AS GROUPED PAIRS.



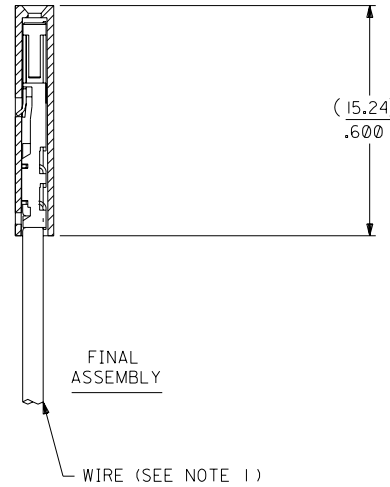
CIRCUIT NO. 1
SLOT OR ARROW



SECTION C-C



PRE-LOADED ASSEMBLY



FINAL ASSEMBLY

HOUSING PART NO. 70066-****
MATERIAL: G.F. POLYESTER, 94V-0

TERMINAL PART NO. 70028-****
MATERIAL: PHOSPHOR BRONZE
PLATING PER ES-88-***

30 GOLD - .000030 MIN. GOLD IN SELECT AREA WITH .000075 MIN. TIN IN SELECT AREA OVER .000050 MIN. NICKEL OVER-ALL.

*THE PRIMARY SHIPPING CARTON WILL BE LABELED "COMPLIANT TO ROHS DIRECTIVE 2002/95/EC AND ELV ANNEX II OF DIRECTIVE 2000/53/EC". CARTONS WITHOUT THIS LABEL MAY CONTAIN PRODUCT WITH LEAD.

I.D. SLOT CODE TO WIRE GAUGE CHART	
I.D. SLOT CODE	WIRE GAUGE
B	26 AWG.

PLATING CODE (STRIPE ON CARRIER STRIP)	
PLATING	COLOR
30 GOLD	RED

CKT. SIZE	DIMENSIONS (INCH)		EDP. NO.	ENG. NO.
	A	B		
2	(2.54) .100	(5.05) .199	14-56-2029	A-70400-1226
3	(5.08) .200	(7.59) .299	14-56-2039	A-70400-1227
4	(7.62) .300	(10.13) .399	14-56-2049	A-70400-1228
5	(10.16) .400	(12.67) .499	14-56-2059	A-70400-1229
6	(12.70) .500	(15.21) .599	14-56-2069	A-70400-1230
7	(15.24) .600	(17.75) .699	14-56-2079	A-70400-1231
8	(17.78) .700	(20.29) .799	14-56-2089	A-70400-1232
9	(20.32) .800	(22.83) .899	14-56-2099	A-70400-1233
10	(22.86) .900	(25.37) .999	14-56-2109	A-70400-1234
11	(25.54) 1.000	(27.91) 1.099	14-56-2119	A-70400-1235
12	(27.94) 1.100	(30.45) 1.199	14-56-2129	A-70400-1236
13	(30.48) 1.200	(32.99) 1.299	14-56-2139	A-70400-1237
14	(33.02) 1.300	(35.53) 1.399	14-56-2149	A-70400-1238
15	(35.56) 1.400	(38.07) 1.499	14-56-2159	A-70400-1239
16	(38.01) 1.500	(40.61) 1.599	14-56-2169	A-70400-1240
17	(40.64) 1.600	(43.15) 1.699	14-56-2179	A-70400-1241
18	(43.18) 1.700	(45.69) 1.799	14-56-2189	A-70400-1242
19	(45.72) 1.800	(48.23) 1.899	14-56-2199	A-70400-1243
20	(48.26) 1.900	(50.77) 1.999	14-56-2209	A-70400-1244
21	(50.80) 2.000	(53.31) 2.099	14-56-2219	A-70400-1245
22	(53.34) 2.100	(55.85) 2.199	14-56-2229	A-70400-1246
23	(55.88) 2.200	(58.39) 2.299	14-56-2239	A-70400-1247
24	(58.42) 2.300	(60.93) 2.399	14-56-2249	A-70400-1248
25	(60.96) 2.400	(63.47) 2.499	14-56-2259	A-70400-1249

I.D. SLOT CODE TO WIRE GAUGE CHART	
I.D. SLOT CODE	WIRE GAUGE
B	26 AWG.

PLATING CODE (STRIPE ON CARRIER STRIP)	
PLATING	COLOR
30 GOLD	RED

REVISED PER ECR NO. U82110 10-17-88	REVISIONS	DATE	BY
REVISOR	WAZ	5/7/86	W.Z.
REVISOR	WAZ	5/7/86	W.Z.

DIMENSIONS SHOWN (METRIC) INCH	
INCH	METRIC
3 PLACE ± .010	---
2 PLACE ± .014	± 0.25
1 PLACE ---	± 0.35

UNLESS OTHERWISE SPECIFIED TOLERANCES: ANGULAR ± 1/2°		
3 PLACE	2 PLACE	1 PLACE
± .010	± 0.25	± 0.35

MFG. SH. REV.
 TITLE: ASSEMBLY, SL CONNECTOR (SINGLE ROW- (2.54)/.100 GRID)
 MOLEX INCORPORATED, LISLE, ILL. 60532 U.S.A.
 SHEET NO. 10 / 10 / 84
 DATE 10 / 10 / 84
 PART NO. SDA-70400-1226-1249
 SEE CHART
 FILE NAME: S70400A08
 THIS DRAWING CONTAINS INFORMATION THAT IS PROPRIETARY TO MOLEX INC. AND SHOULD NOT BE USED WITHOUT WRITTEN PERMISSION.
 DRWG. BY: WAZ
 CHK'D. BY: WAZ
 SCALE: 4 : 1