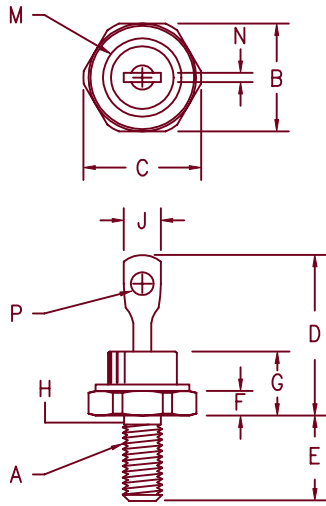


30 Amp Schottky Rectifier SBR3035 — SBR3050



- Notes:
1. 10-32 UNF3A threads
 2. Full threads within 2 1/2 threads
 3. Standard Polarity:
Stud is Cathode. Reverse Polarity Stud is Anode

Dim.	Inches		Millimeter		Notes
	Minimum	Maximum	Minimum	Maximum	
A	----	----	----	----	1
B	.424	.437	10.77	11.10	
C	----	.505	----	12.82	
D	.600	.800	15.24	20.32	
E	.422	.453	10.72	11.50	
F	.075	.175	1.91	4.44	
G	----	.405	----	10.29	
H	.163	.189	4.15	4.80	2
J	----	.250	2.54	3.56	
M	----	.350	----	8.89	Dia.
N	.020	.065	.510	1.65	
P	.070	.100	1.78	2.54	Dia.

D0203AA (D04)

Microsemi Catalog Number	Industry Part Number	Working Peak Reverse Voltage	Repetitive Peak Reverse Voltage
SBR3035*	21FQ035 30FQ035	35V	35V
SBR3040*	21FQ040 30FQ040	40V	40V
SBR3045*	21FQ045 30FQ045	45V	45V
SBR3050*		50V	50V

*Add Suffix R For Reverse Polarity

- Schottky Barrier Rectifier
- Guard Ring Protection
- Low Forward Voltage
- V_{RRM} 35 to 50V
- 30 Amperes
- Reverse Energy Tested

Electrical Characteristics

Average forward current	$I_F(AV)$ 30 Amps	$T_C = 145^\circ C$ Square wave, $R_{\theta JC} = 1.5^\circ C/W$
Maximum surge current	I_{FSM} 600 Amps	8.3 ms, half sine $T_J = 175^\circ C$
Max repetitive peak reverse current	$I_R(OV)$ 2 Amps	$f = 1$ KHz, $25^\circ C$, 1 μ sec Square wave
Max peak forward voltage	V_{FM} .49 Volts	$I_{FM} = 30A: T_J = 175^\circ C^*$
Max peak forward voltage	V_{FM} .63 Volts	$I_{FM} = 30A: T_J = 25^\circ C^*$
Max peak reverse current	I_{RM} 25 mA	$V_{RRM}, T_J = 125^\circ C^*$
Max peak reverse current	I_{RM} 1.5 mA	$V_{RRM}, T_J = 25^\circ C$
Typical junction capacitance	C_J 1800 pF	$V_R = 5.0V, T_J = 25^\circ C$

*Pulse test: Pulse width 300 μ sec, Duty cycle 2%

Thermal and Mechanical Characteristics

Storage temp range	T_{STG}	$-55^\circ C$ to $175^\circ C$
Operating junction temp range	T_J	$-55^\circ C$ to $175^\circ C$
Max thermal resistance	$R_{\theta JC}$	$1.5^\circ C/W$ Junction to case
Typical thermal resistance (greased)	$R_{\theta CS}$	$0.5^\circ C/W$ Case to sink
Mounting torque		12-15 inch pounds
Weight		0.2 ounces (6.0 grams) typical

SBR3035 — SBR3050

Figure 1
Typical Forward Characteristics

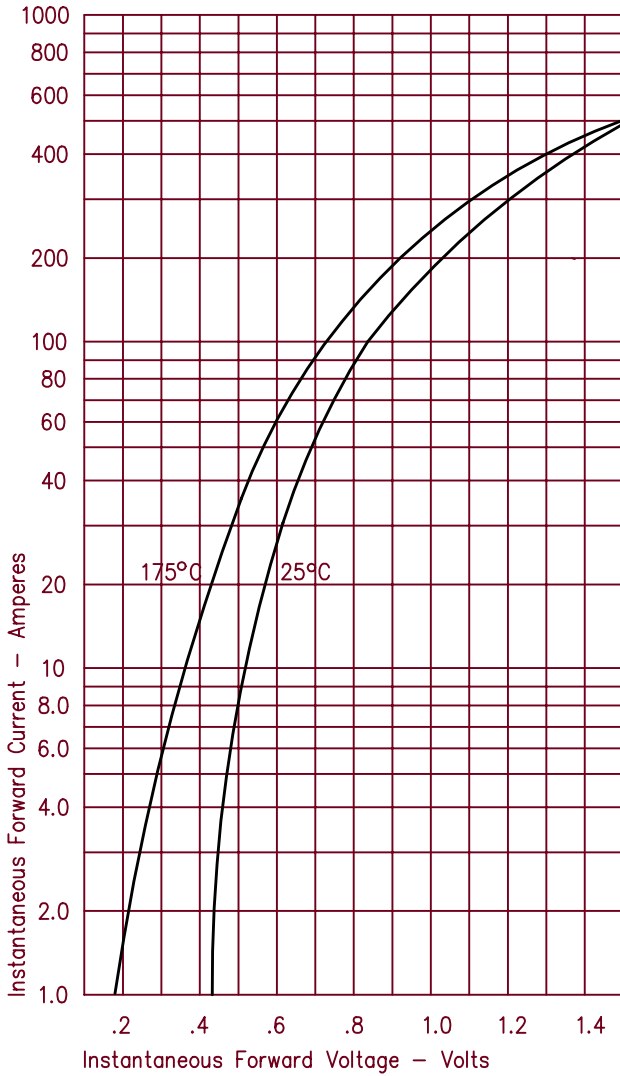


Figure 3
Typical Junction Capacitance

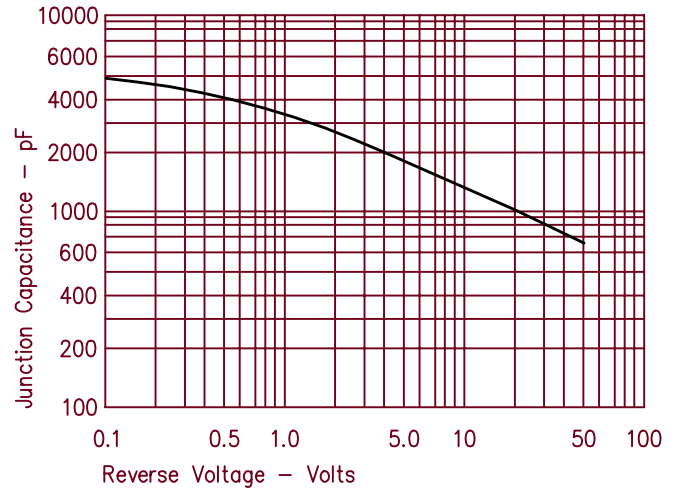


Figure 4
Forward Current Derating

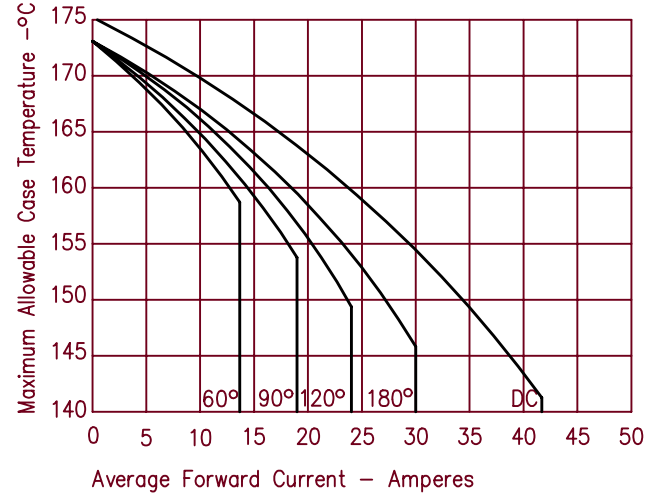


Figure 2
Typical Reverse Characteristics

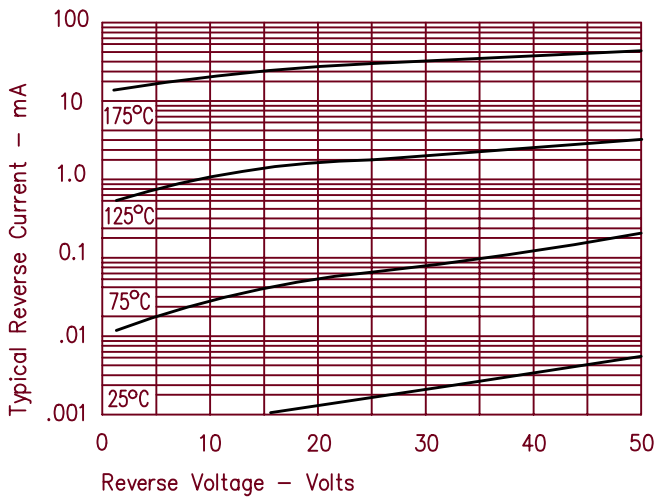


Figure 5
Maximum Forward Power Dissipation

