


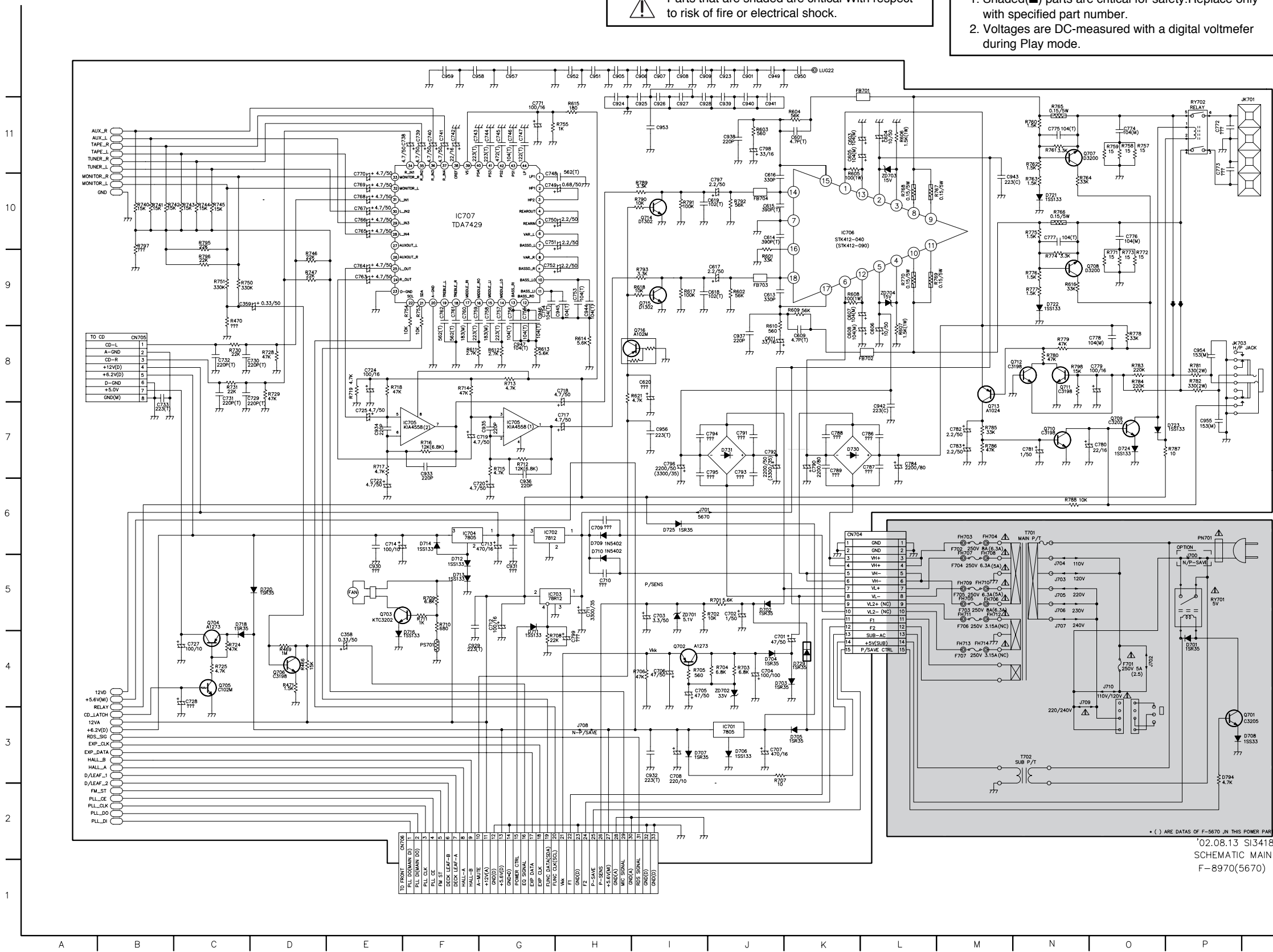
SCHEMATIC DIAGRAMS

• MAIN SCHEMATIC DIAGRAM

NOTE: Warning
 Parts that are shaded are critical With respect to risk of fire or electrical shock.

NOTE:
 1. Shaded (■) parts are critical for safety. Replace only with specified part number.
 2. Voltages are DC-measured with a digital voltmeter during Play mode.

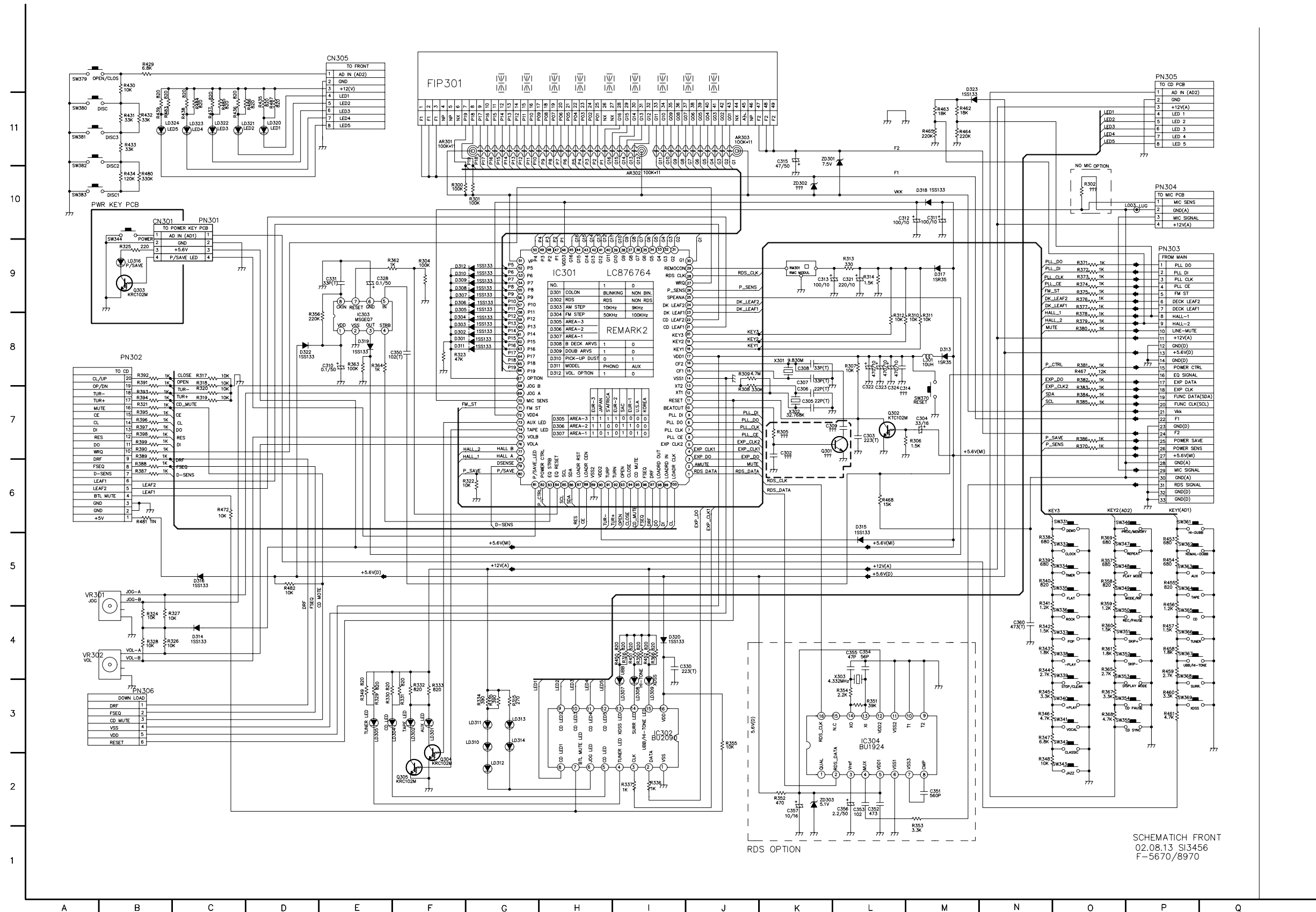
LOCATION GUIDE



+5.6V(M)	C906	I12	J707	N5	R781	P8	
+6.2V(D)	A3	C907	I12	J708	H3	R782	P8
12V	A4	C908	I12	J709	N4	R783	O8
12VD	A4	C909	I12	J710	O4	R784	O8
AUX_L	A11	C923	J12	JK701	Q11	R785	M7
AUX_R	A11	C924	H11	JK703	P8	R786	M7
C358	E4	C925	I11	LU622	K12	R787	P7
C359	C9	C926	I11	MONITOR	A0	R788	N6
C601	K11	C927	I11	MONITOR	A0	R789	I0
C603	K11	C928	I11	PLL_CE	A2	R790	I10
C604	L11	C929	F4	PLL_CLK	A2	R791	I10
C605	K11	C930	E5	PLL_DI	A2	R792	J10
C606	L8	C931	G5	PLL_DO	A2	R793	I9
C607	K9	C932	I3	PN701	P6	R795	C10
C608	K8	C933	F7	PS701	F4	R796	C9
C609	K8	C934	E7	Q701	Q3	R797	B10
C611	J8	C935	G7	Q702	I4	R798	N8
C613	J9	C936	G6	Q703	E5	RDS_SIG	A3
C614	J10	C937	J6	Q704	C5	RELAY	A3
C615	J10	C938	I11	Q705	C4	R7701	P5
C616	J10	C939	J11	Q706	D4	R7702	P11
C617	J9	C940	J11	Q707	N11	T701	N6
C618	J9	C941	J11	Q708	N9	T702	N3
C619	J10	C942	L7	Q709	O7	TAPE_L	A11
C620	J10	C943	M10	Q710	N7	TAPE_R	A11
C701	J4	C944	H9	Q711	N8	TUNER_LA11	
C702	J5	C945	H9	Q712	M8	TUNER_RA11	
C703	I5	C946	G9	Q713	M7	ZD701	I5
C704	J4	C947	J8	Q714	I10	ZD702	J4
C705	I4	C948	J2	Q715	I9	ZD703	L10
C950	K12	C949	K12	Q716	I8	ZD704	L9
C707	J3	C951	H12	R466	D4		
C708	I3	C952	H12	R469	D4		
C709	H6	C953	I11	R470	C9		
C710	H5	C954	P8	R471	D4		
C711	H5	C955	P7	R601	J9		
C712	G5	C956	I7	R602	J9		
C713	G6	C957	G12	R603	J11		
C714	E6	C958	F12	R604	K11		
C717	H7	C959	F12	R605	K10		
C718	H6	CD_LA1	C03	R606	L11		
C719	F7	CN704	K6	R607	L8		
C720	F6	CN705	B8	R608	K9		
C722	E6	CN706	F2	R609	K9		
C724	E8	D/LEAF_A3		R610	J8		
C725	E7	D/LEAF_A2		R611	F8		
C727	C4	D701	P4	R612	G8		
C728	I4	D702	J5	R613	G8		
C729	C8	D703	J4	R614	H6		
C730	C8	D704	J4	R615	H11		
C731	C8	D705	K3	R616	N9		
C732	C8	D706	J3	R617	I9		
C733	B7	D707	I3	R618	I9		
C738	F11	D708	Q3	R621	I8		
C739	F11	D709	H6	R701	J5		
C740	F11	D710	H6	R702	J5		
C741	F11	D711	G4	R703	J4		
C742	F11	D712	F5	R704	J4		
C743	F11	D713	F5	R705	I4		
C744	G11	D714	F6	R706	I4		
C745	G11	D716	F4	R707	J3		
C746	G11	D718	C5	R708	G4		
C747	G11	D720	N5	R709	F5		
C748	G10	D721	D10	R710	F5		
C749	G11	D722	N9	R711	F5		
C750	G10	D723	P7	R712	G7		
C751	G10	D724	O7	R713	G8		
C752	G9	D725	I6	R714	F8		
C753	H9	D729	K4	R715	G7		
C754	G9	D730	K7	R716	E7		
C755	G9	D731	J7	R717	F7		
C756	G9	D794	P3	R718	E8		
C757	G9	EXP_CLKA3		R719	E8		
C758	G9	EXP_DATA3		R724	C4		
C759	F9	F701	O4	R725	C4		
C760	F9	F702	M6	R728	O8		
C761	F9	F703	M5	R729	D8		
C762	F9	F704	M5	R730	C8		
C763	E9	F705	M5	R731	C8		
C764	E9	F706	M5	R740	B10		
C765	E10	F707	M4	R741	B10		
C766	E10	FAN	E5	R742	B10		
C767	E10	FB701	K12	R743	C10		
C768	E10	FB702	K8	R744	C10		
C769	E10	FB703	J9	R745	C10		
C770	E10	FB704	J10	R746	D9		
C771	G11	FH703	M6	R747	D9		
C772	P11	FH704	M6	R750	C9		
C773	P10	FH705	M5	R751	C9		
C774	O11	FH706	M5	R753	F9		
C775	N11	FH707	M5	R754	F9		
C776	O10	FH708	M5	R755	H11		
C777	N10	FH709	M5	R757	O11		
C778	O8	FH710	M5	R758	O11		
C779	O8	FH711	M5	R759	O11		
C780	O7	FH712	M5	R760	N11		
C781	N7	FH713	M4	R761	N11		
C782	M7	FH714	M4	R762	N11		
C783	M7	FM_ST	A2	R763	N10		
C784	L7	GND	B10	R764	N10		
C786	L7	HALL_A	A3	R765	N11		
C787	L7	HALL_B	A3	R766	N10		
C788	K7	IC701	J3	R767	M10		
C789	K7	IC702	G6	R768	L10		
C790	K7	IC703	G5	R769	M9		
C791	J7	IC704	F6	R770	L9		
C792	J7	IC705	G7	R771	O9		
C793	J7	IC706	K10	R772	O9		
C794	I7	IC707	F10	R773	O8		
C795	I7	J700	N5	R774	N9		
C796	I7	J701	I6	R775	N10		
C797	J10	J702	O4	R776	N9		
C798	J11	J703	N5	R777	N9		
C799	H4	J704	N5	R778	O8		
C901	J12	J705	N5	R779	N8		
C905	H12	J706	N5	R780	N8		

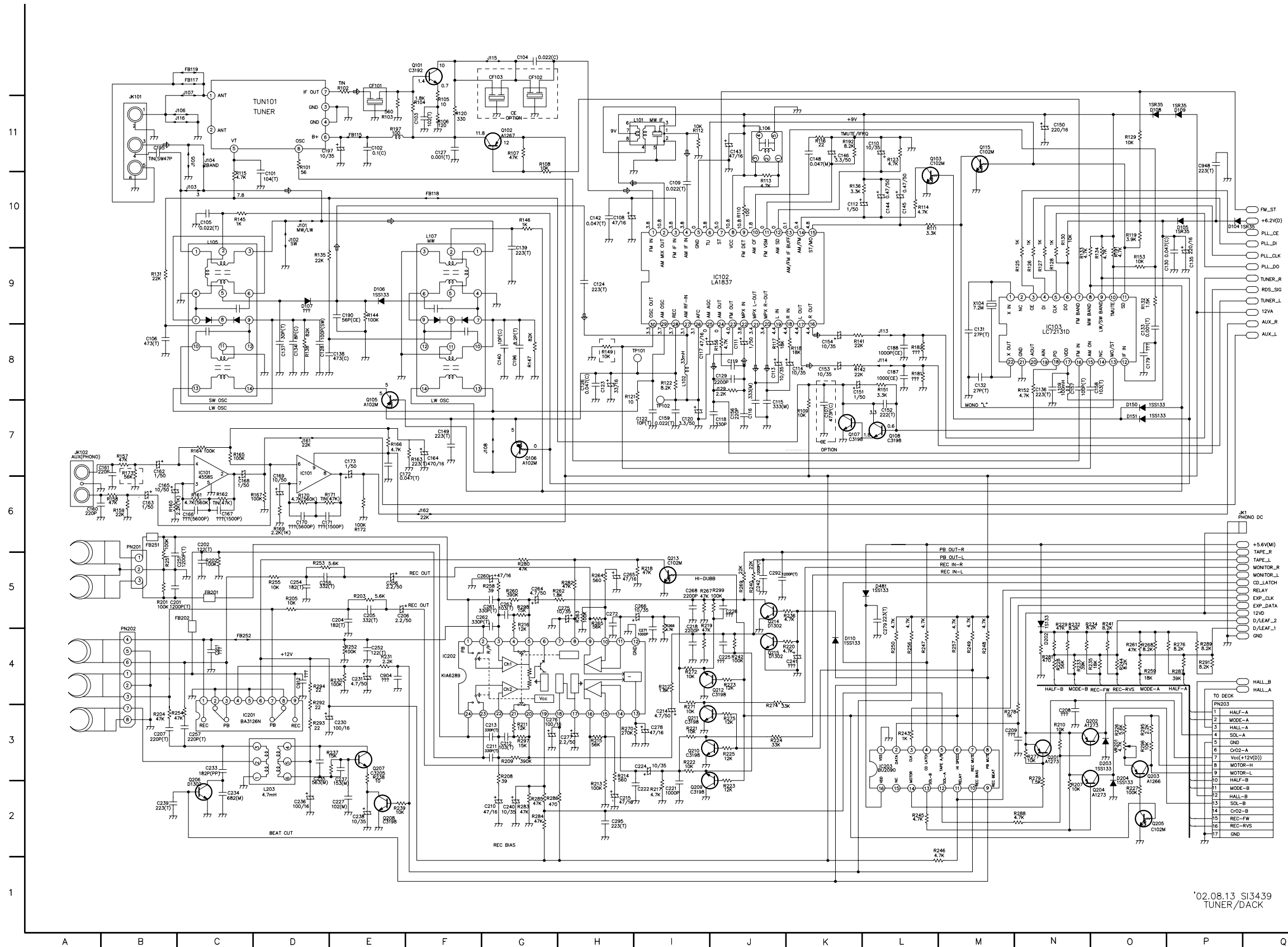
* () ARE DATAS OF F-5670 IN THIS POWER PART
 '02.08.13 S13418
 SCHEMATIC MAIN
 F-8970(5670)

FRONT SCHEMATIC DIAGRAM



SCHEMATIC FRONT
02.08.13 SI3456
F-5670/8970

TUNER/DECK SCHEMATIC DIAGRAM



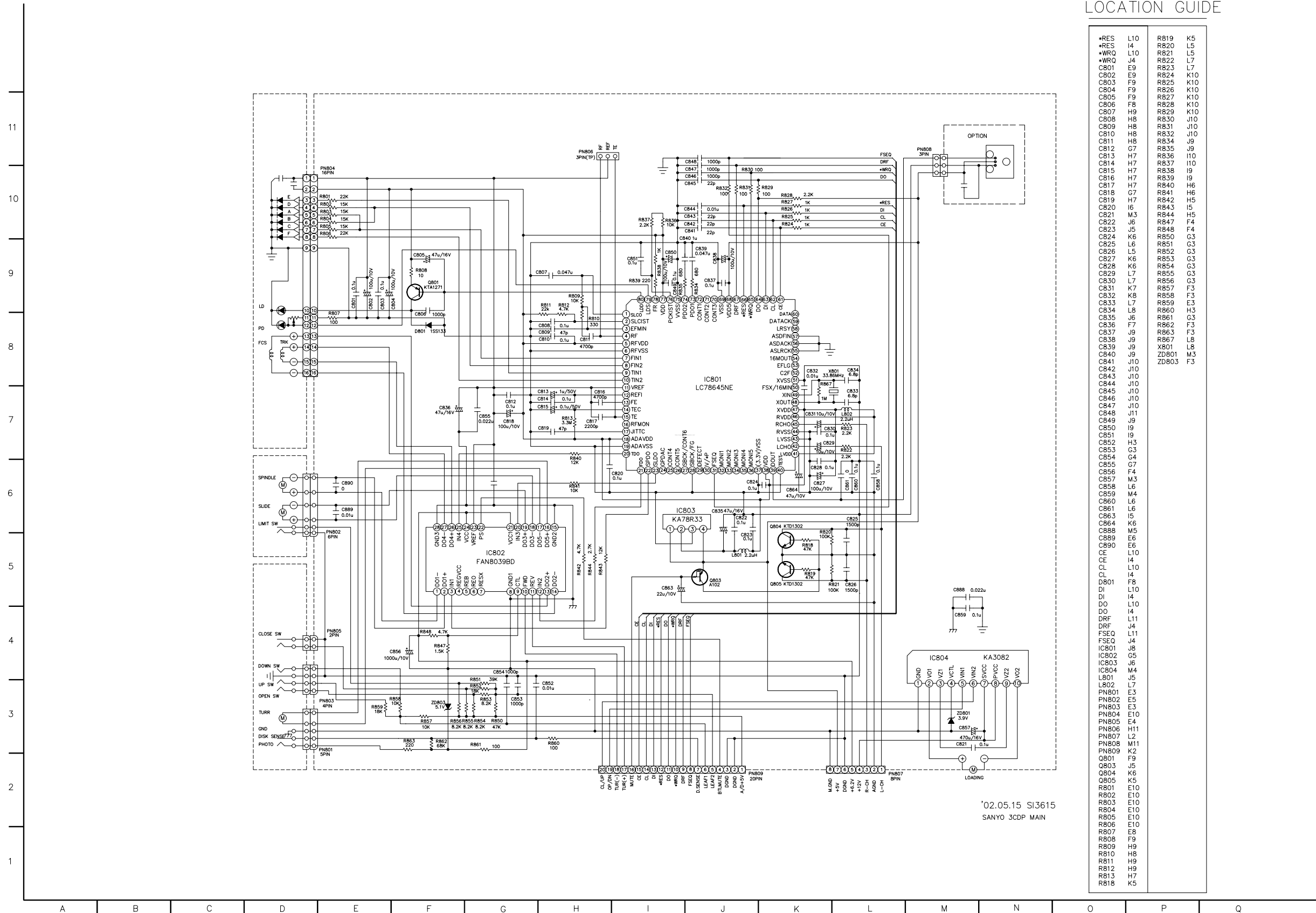
LOCATION GUIDE

C101	D10	C254	D5	R106	F11	R249	M4
C102	E11	C255	D5	R107	F11	R250	L4
C103	F11	C256	E5	R108	G11	R251	B5
C104	G12	C257	C3	R109	K7	R252	E4
C105	C10	C260	F5	R110	J10	R253	D5
C106	B8	C261	G5	R111	L10	R254	B3
C107	K7	C262	F5	R112	I11	R255	D5
C108	F10	C263	G5	R113	J10	R256	L4
C109	I10	C264	G5	R114	L10	R257	M4
C110	L11	C265	H5	R115	C10	R258	G5
C111	J8	C266	I5	R116	K11	R259	O4
C112	K10	C268	I5	R117	J8	R260	G5
C113	J8	C271	I4	R118	K8	R261	O4
C114	K8	C272	H5	R119	O10	R262	G5
C115	J7	C275	H5	R120	F11	R263	H5
C116	J7	C276	G3	R121	H8	R264	H5
C117	I8	C277	H3	R122	I8	R265	H5
C118	J7	C278	I3	R123	L11	R266	I5
C119	J8	C279	L4	R125	N9	R267	I5
C120	I7	C292	J5	R126	N9	R268	O4
C122	I7	C295	H2	R127	N9	R269	J5
C123	H8	C904	E4	R128	N9	R270	H3
C124	H9	C911	C4	R129	O11	R271	I3
C126	H8	C912	D4	R130	N10	R272	J4
C127	F11	C913	E12	R131	B9	R273	I4
C128	D8	CF102	G12	R132	O9	R274	J3
C129	J8	CF103	G12	R133	N9	R275	J3
C130	P9	D104	P10	R134	O9	R276	P4
C131	M8	D105	P10	R135	D9	R277	N3
C132	M8	D106	E9	R136	K10	R278	M3
C133	O8	D107	D9	R138	O8	R279	N3
C134	D8	D108	O11	R141	K8	R280	G5
C135	P9	D109	P9	R142	K8	R281	N4
C136	N8	D110	K4	R144	E9	R282	H5
C137	D8	D150	O7	R145	C10	R283	G2
C138	E8	D151	O7	R146	G10	R284	G2
C139	G9	D202	N4	R147	O8	R285	G2
C140	G8	D203	O3	R149	H8	R286	G2
C142	H10	D204	O3	R150	H8	R287	P4
C143	J11	D481	L5	R152	N8	R288	N2
C144	L10	FB115	E11	R153	O9	R289	P4
C145	L10	FB117	C12	R156	J8	R291	P4
C146	K11	FB118	F10	R157	B7	R292	D4
C148	K11	FB119	C12	R158	B6	R293	D3
C149	F7	FB201	C5	R159	B6	R294	D4
C150	N11	FB202	B5	R160	B6	R295	O3
C151	K8	FB251	B6	R161	C6	R296	O3
C152	L7	FB252	C4	R162	C6	R297	G3
C153	K8	IC101	D7	R163	F7	R298	G5
C154	K8	IC102	J9	R164	C7	R299	J5
C156	N8	IC103	N8	R165	O7	TUN101	D11
C157	N8	IC201	C3	R166	E7	TUNER	D11
C158	O8	IC202	F4	R167	C6	TUNER_R	D11
C159	I7	IC203	L3	R169	D6	TUNER_L	D11
C160	A6	J101	D10	R170	D6	AUX_R	D11
C161	A7	J102	D10	R171	D6	AUX_L	D11
C162	B7	J103	D10	R172	E6		
C163	B6	J104	C11	R173	B7		
C164	F7	J105	C11	R181	L8		
C165	B6	J106	B11	R182	L8		
C166	C6	J107	C12	R191	O9		
C167	O6	J108	G7	R192	K11		
C168	C6	J113	L8	R197	E11		
C169	D6	J114	L8	R201	B6		
C170	D6	J115	G12	R202	C5		
C171	D6	J116	B11	R203	E5		
C172	E7	J129	J8	R204	B3		
C173	E7	J161	D7	R205	D5		
C179	O8	J162	F6	R207	N2		
C181	L8	JK1	P6	R208	L3		
C188	L8	JK101	B11	R209	G3		
C190	E9	JK102	A7	R210	N3		
C195	B11	L101	I11	R211	G3		
C196	G8	L102	I8	R212	I4		
C197	D11	L105	C10	R213	H2		
C201	B5	L106	J11	R214	H3		
C202	C6	L107	F10	R215	H3		
C204	E5	L109	N8	R216	G5		
C205	E5	L203	D2	R217	I2		
C206	E5	PN201	B6	R218	I5		
C207	B3	PN202	B4	R219	I5		
C208	N3	PN203	P3	R220	J4		
C209	M3	O101	F12	R221	I3		
C210	G2	O102	G11	R222	I3		
C211	G3	O103	L11	R223	J2		
C212	G3	O105	E7	R224	J3		
C213	G3	O106	G7	R225	J3		
C214	I3	O107	K7	R226	O3		
C215	I2	O108	L7	R227	O2		
C218	I5	O115	M11	R228	N4		
C221	I2	O201	N3	R229	N5		
C222	I2	O202	N3	R230	E4		
C224	I3	O203	O3	R231	E4		
C225	J4	O204	O2	R232	N4		
C226	E5	O205	O2	R233	N4		
C227	E2	O206	C2	R234	N5		
C230	E3	O207	E3	R235	O4		
C231	E4	O208	E2	R236	J5		
C233	C4	O209	I2	R237	D3		
C234	C2	O210	I3	R238	E3		
C235	C2	O211	I3	R239	E2		
C236	D2	O212	J4	R240	J5		
C237	E2	O213	I5	R241	O5		
C238	E2	O214	J5	R242	J4		
C239	B2	O215	J4	R243	L3		
C240	G2	R101	D11	R244	O4		
C241	K4	R102	E12	R245	L2		
C242	J5	R103	E11	R246	L2		
C251	C5	R104	F11	R247	L4		
C252	E4	R105	F11	R248	M4		

'02.08.13 SI3439
TUNER/DECK

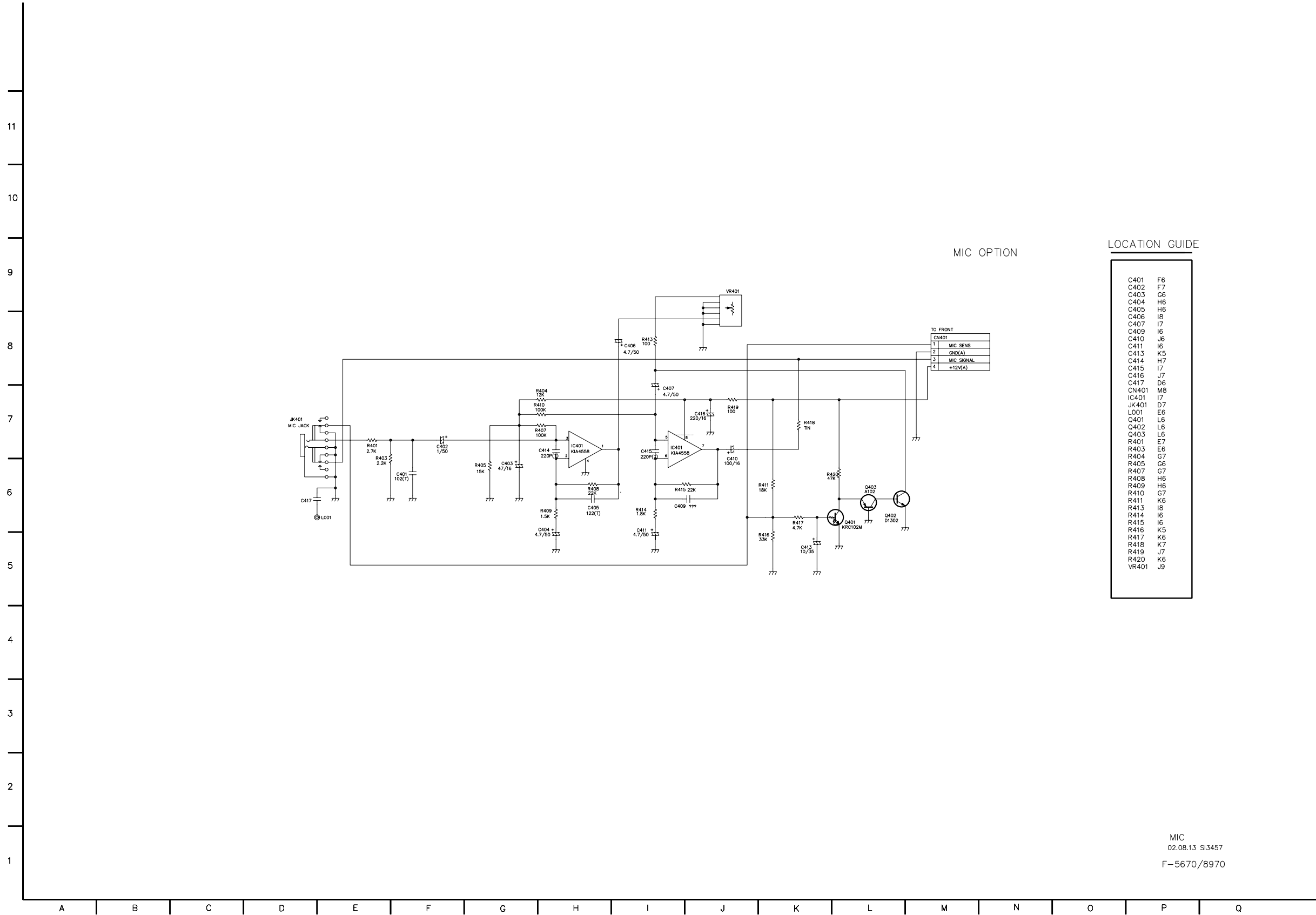
• CDP SCHEMATIC DIAGRAM

LOCATION GUIDE



•RES	L10	R819	K5
•RES	I4	R820	L5
•WR0	L10	R821	L5
•WR0	J4	R822	L7
C801	E9	R823	L7
C802	E9	R824	K10
C803	F9	R825	K10
C804	F9	R826	K10
C805	F9	R827	K10
C806	F8	R828	K10
C807	H9	R829	K10
C808	H8	R830	J10
C809	H8	R831	J10
C810	H8	R832	J10
C811	H8	R834	J9
C812	G7	R835	J9
C813	H7	R836	I10
C814	H7	R837	I10
C815	H7	R838	I9
C816	H7	R839	I9
C817	H7	R840	H6
C818	G7	R841	H6
C819	H7	R842	H5
C820	I6	R843	I5
C821	M3	R844	H5
C822	J6	R847	F4
C823	J5	R848	F4
C824	K6	R850	G3
C825	L6	R851	G3
C826	L5	R852	G3
C827	K6	R853	G3
C828	K6	R854	G3
C829	L7	R855	G3
C830	L7	R856	G3
C831	K7	R857	F3
C832	K8	R858	F3
C833	L7	R859	E3
C834	L8	R860	H3
C835	J6	R861	G3
C836	F7	R862	F3
C837	J9	R863	F3
C838	J9	R867	L8
C839	J9	X801	L8
C840	J9	ZD801	M3
C841	J10	ZD803	F3
C842	J10		
C843	J10		
C844	J10		
C845	J10		
C846	J10		
C847	J10		
C848	J11		
C849	J9		
C850	I9		
C851	I9		
C852	H3		
C853	C3		
C854	G4		
C855	G7		
C856	F4		
C857	M3		
C858	L6		
C859	M4		
C860	L6		
C861	L6		
C863	I5		
C864	K6		
C888	M5		
C889	E6		
C890	E6		
CE	L10		
CE	I4		
CL	L10		
CL	I4		
D801	F8		
DI	L10		
DI	I4		
DO	L10		
DO	I4		
DRF	L11		
DRF	J4		
FSEQ	L11		
FSEQ	J4		
IC801	J8		
IC802	G5		
IC803	J6		
IC804	M4		
LB01	J5		
LB02	L7		
PN801	E3		
PN802	E5		
PN803	E3		
PN804	E10		
PN805	E4		
PN806	H11		
PN807	L2		
PN808	M11		
PN809	K2		
Q801	F9		
Q803	J5		
Q804	K6		
Q805	K5		
R801	E10		
R802	E10		
R803	E10		
R804	E10		
R805	E10		
R806	E10		
R807	E8		
R808	F9		
R809	H9		
R810	H8		
R811	H9		
R812	H9		
R813	H7		
R818	K5		

• MIC SCHEMATIC DIAGRAM



MIC OPTION

LOCATION GUIDE

C401	F6
C402	F7
C403	G6
C404	H6
C405	H6
C406	I8
C407	I7
C409	I6
C410	J6
C411	I6
C413	K5
C414	H7
C415	I7
C416	J7
C417	D6
CN401	M8
IC401	I7
JK401	D7
L001	E6
Q401	L6
Q402	L6
Q403	L6
R401	E7
R403	E6
R404	G7
R405	G6
R407	G7
R408	H6
R409	H6
R410	G7
R411	K6
R413	I8
R414	I6
R415	I6
R416	K5
R417	K6
R418	K7
R419	J7
R420	K6
VR401	J9

MIC
02.08.13 SI3457
F-5670/8970