

LED LAMP CLUSTER

BL-CR26AR3G9B1

Features:

- Shape: round
- Diameter: 26.0mm
- High visibility
- Emitting Color: red, green, blue
- No of Built-in 5mm LED Lamps :
- Ultra orange - 3pcs, green – 9pcs , blue – 1pcs.
- Waterproof Package With Hood Suitable
- For Outdoor and Indoor Information Boards



■ Selection Guide

| Part No. | Description |
|----------------|-----------------------------------------------------------------|
| BL-CR26AR3G9B1 | 26mm square Lamp cluster 3 red ,9 green,1 blue,square packed |

■ Description:

- Color Code & Chip characteristics: (Test Condition: IF=20mA)

| Part No. | Built-in Lamp Package | Built-in Lamp Part No. BL- | Chip | | Lens Appearance | Electro-optical Data (At 20mA) | | | Viewing Angle 2 θ 1/2 (deg) |
|--------------------|------------------------------|----------------------------|--------------------------|-----------------------------------|-----------------|--------------------------------|------|----------------------|---------------------------------------|
| | | | Material/Emitted Color | Peak Wave Length λ_p (nm) | | V _f (V) | | I _v (mcd) | |
| | | | | | | Typ | Max | | |
| BL-CR26A R3G9B1 | 4x5x7mm 1.0" Lead Oval | L563UEC | AlGaInP/ Ultra Orange | 630 | Water clear | 2.10 | 2.50 | 750 | X-X 45 Y-Y 25 |
| | | L563UGC | AlGaInP/ Ultra Green | 574 | Water clear | 2.20 | 2.50 | 600 | |
| | | L563UBC | GaN/SiC Blue | 430 | Water clear | 3.10 | 4.20 | 800 | |

Notes:

1. θ 1/2 Is the angle from optical centerline where the luminous intensity is 1/2 the optical centerline value.

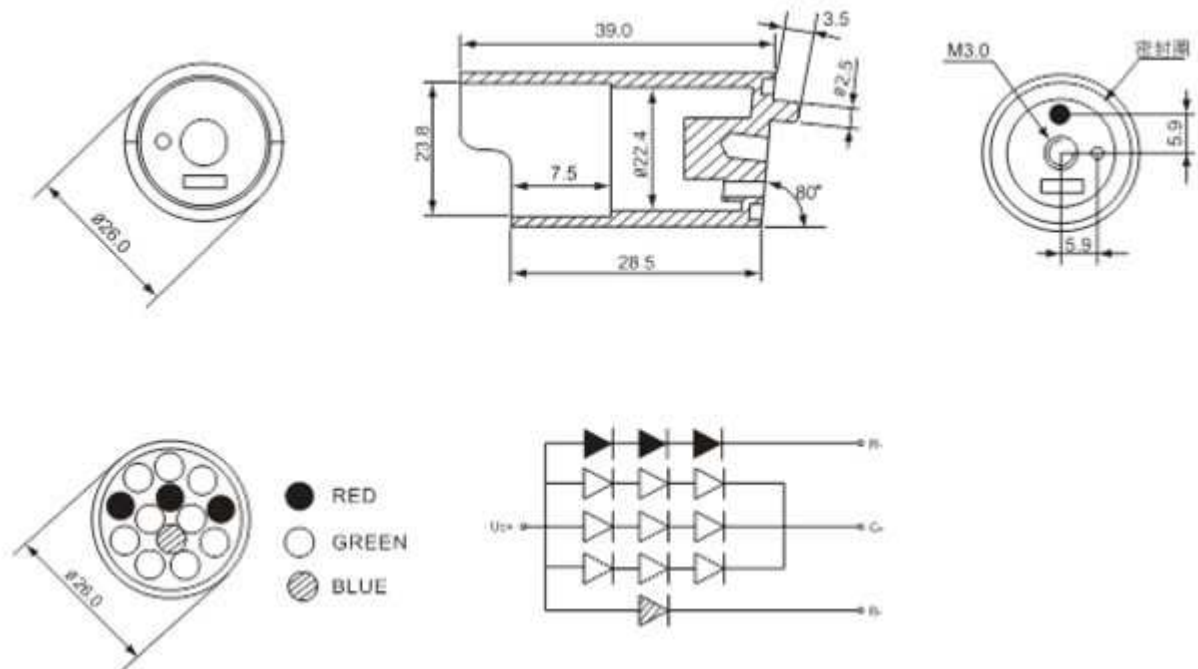
■ Absolute Maximum Rating (Each Lamp, Ta=25°C Derate above 25°C)

| Characteristic | Symbol | Ultra Orang | Ultra Green | Ultra Blue | Unit |
|----------------------------|-----------------|-----------------------------------------------------------------------------|-------------|------------|------|
| Spectral Line Half width | $\Delta\lambda$ | 17 | 30 | 30 | nm |
| Pulse Forward Current | IFp | 150 | 150 | 150 | mA |
| DC Forward Current | IF | 30 | 30 | 30 | mA |
| Reverse Voltage | V _R | 5 | 5 | 5 | V |
| Power Dissipature | PD | 65 | 75 | 75 | mW |
| Operating Temperature | Topr | -40°C -80°C | | | |
| Storage Temperature | Tstg | -40°C -85°C | | | |
| Lead Soldering Temperature | | Max.260 \pm 5°C for 3 sec Max. (1.6mm from the base of the epoxy bulb) | | | |

LED LAMP CLUSTER

BL-CR26AR3G9B1

■ Package configuration & Internal circuit diagram:



www.betlux.com

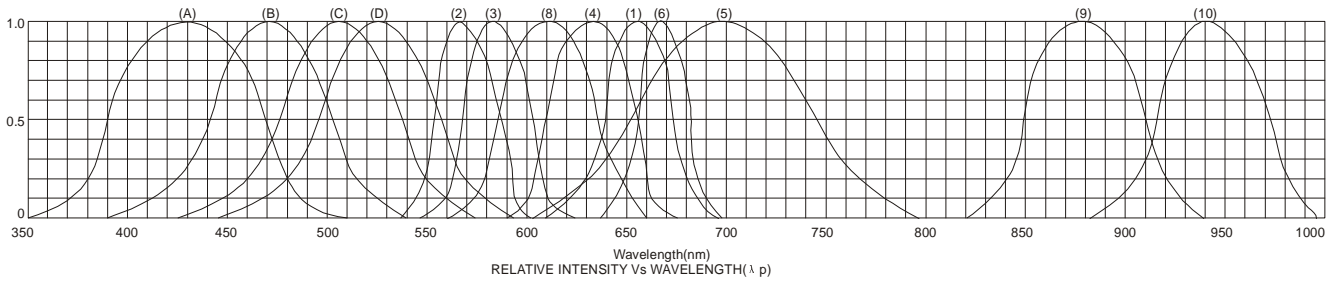
Notes:

- All dimensions are in millimeters (inches)
- Tolerance is $\pm 0.25(0.01)$ unless otherwise noted.
- Specifications are subject to change without notice.

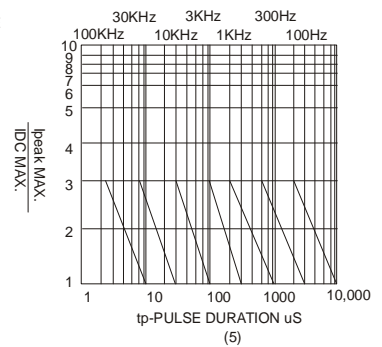
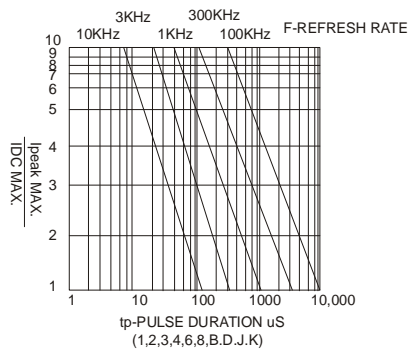
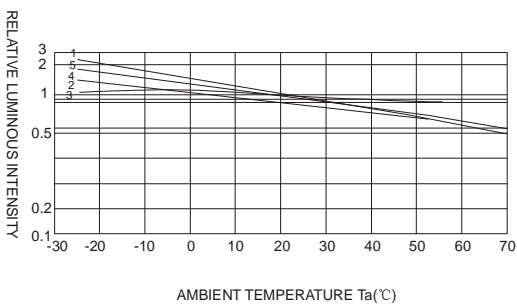
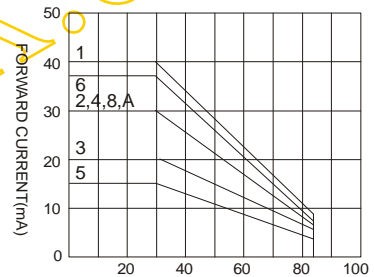
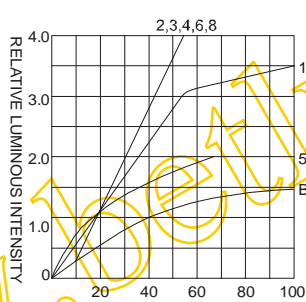
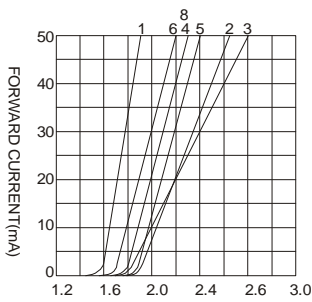
LED LAMP CLUSTER

BL-CR26AR3G9B1

Typical electrical-optical characteristics curves:



- (1) - GaAsP/GaAs 655nm/Red
- (2) - GaP 570nm/Yellow Green
- (3) - GaAsP/GaP 585nm/Yellow
- (4) - GaAsP/GaP 635nm/Orange & Hi-Eff Red
- (5) - GaP 700nm/Bright Red
- (6) - GaAlAs/GaAs 660nm/Super Red
- (8) - GaAsP/GaP 610nm/Super Red
- (9) - GaAlAs 880nm
- (10) - GaAs/GaAs & GaAlAs/GaAs 940nm
- (A) - GaN/SiC 430nm/Blue
- (B) - InGaN/SiC 470nm/Blue
- (C) - InGaN/SiC 505nm/Ultra Green
- (D) - InGaAl/SiC 525nm/Ultra Green



NOTE:25°C free air temperature unless otherwise specified