

Nominal frequency (f0)

20 MHz

Frequency stabilities

Parameter	Frequency stability	Operating temp. range
Over all (df/f0) vs. operating temp. range (df/f@25 °C)	-4.6 to 4.6 ppm -0.28 to 0.28 ppm	0 ... 70 °C
Additional information 24 hour drift: ±0,04ppm		
Parameter	Value	Condition
initial tolerance (df/f0) vs. supply voltage change (df/f) vs. aging / 15 years (df/f) Holdover 24 h	-0.8 to 0.8 ppm -0.1 to 0.1 ppm <± 3 ppm ± 0.37 ppm	@25 °C static; 3.3 V ±5 % @ 40 °C Full temp. range @ Vs ±0.5%
Stratum 3 per GR-1244-CORE: <±4.6ppm for all causes @ 15 years aging		

RF output

Parameter	Value	Condition
Signal	LVC MOS	
Load	15 pF ±10 %	
Fan out	3	
Rise Time	< 5 ns	@ 10 to 90 %Vout
Fall Time	< 5 ns	@ 90 to 10 %Vout
Duty cycle	45 / 55 %	@ 1.65 V
V Low	x < 0.3 V	
V High	x > 2.8 V	
Enable function	Enable Function Pin 1	output Pin 3
	high	data
	open	data
	low	high tristate

Supply voltage

Parameter	Value	Condition
Supply voltage (Vs)	3.3 V ± 5 %	
Current consumption steady state	< 10 mA	@ Vsnom & 25 °C

Additional Parameters

Parameter	Typ.	Max.	Condition
Start-up time		< 10 ms	
Additional information This SMD oscillator is designed only for pick and place/reflow soldering process. Manual soldering may damage the part and therefore not recommended for the mounting of this oscillator.			
Processing & Packing	handling&processing note		

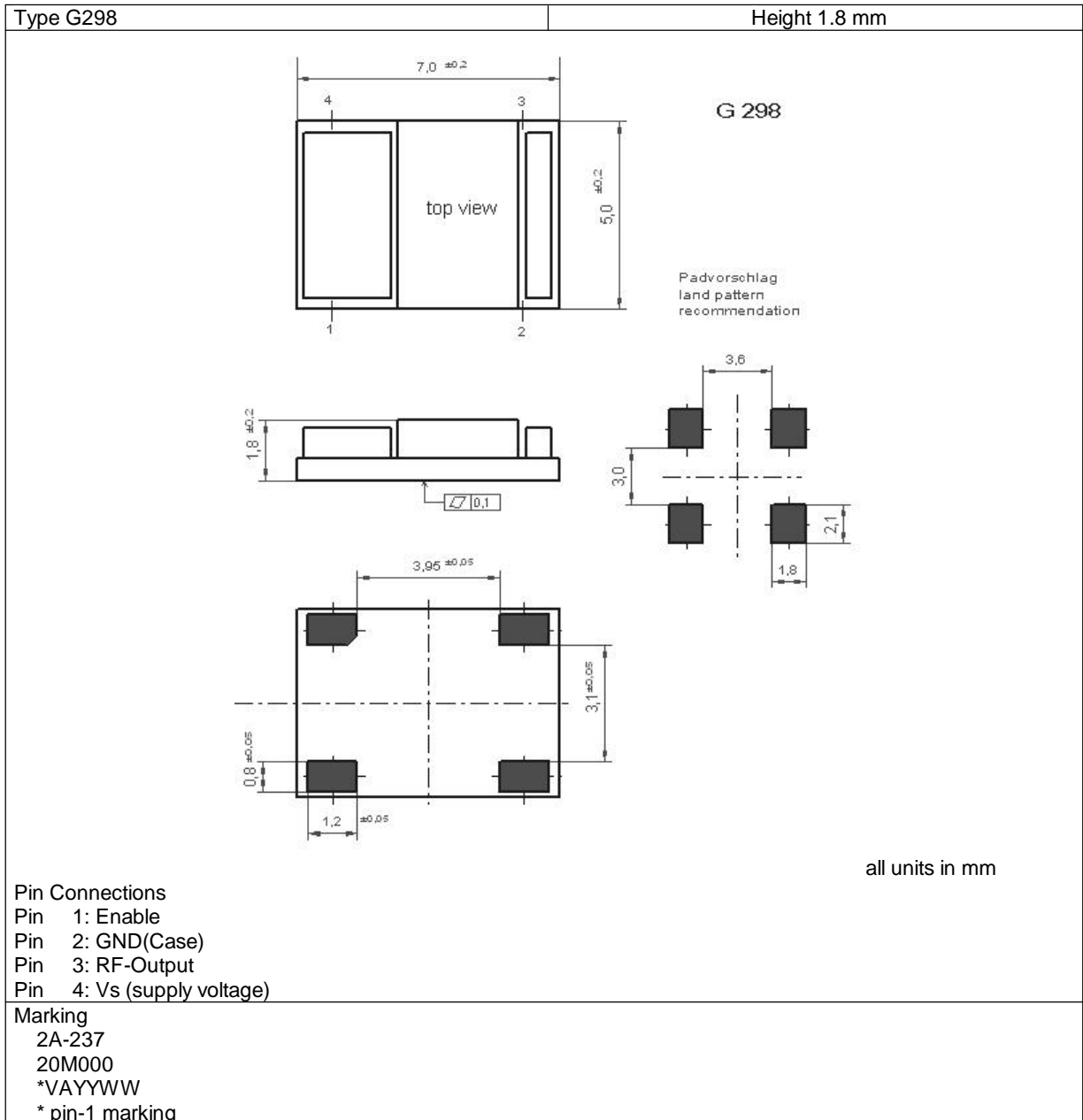
Additional environmental conditions

Sealing test A nicht dicht (not hermetically sealed)
Solderability DIN IEC 68 T2-20 (Ta) 100% RoHS 6 compliant
Solvent resistance EN 60068-2-45, Test xA washable device

Absolute Maximum Ratings

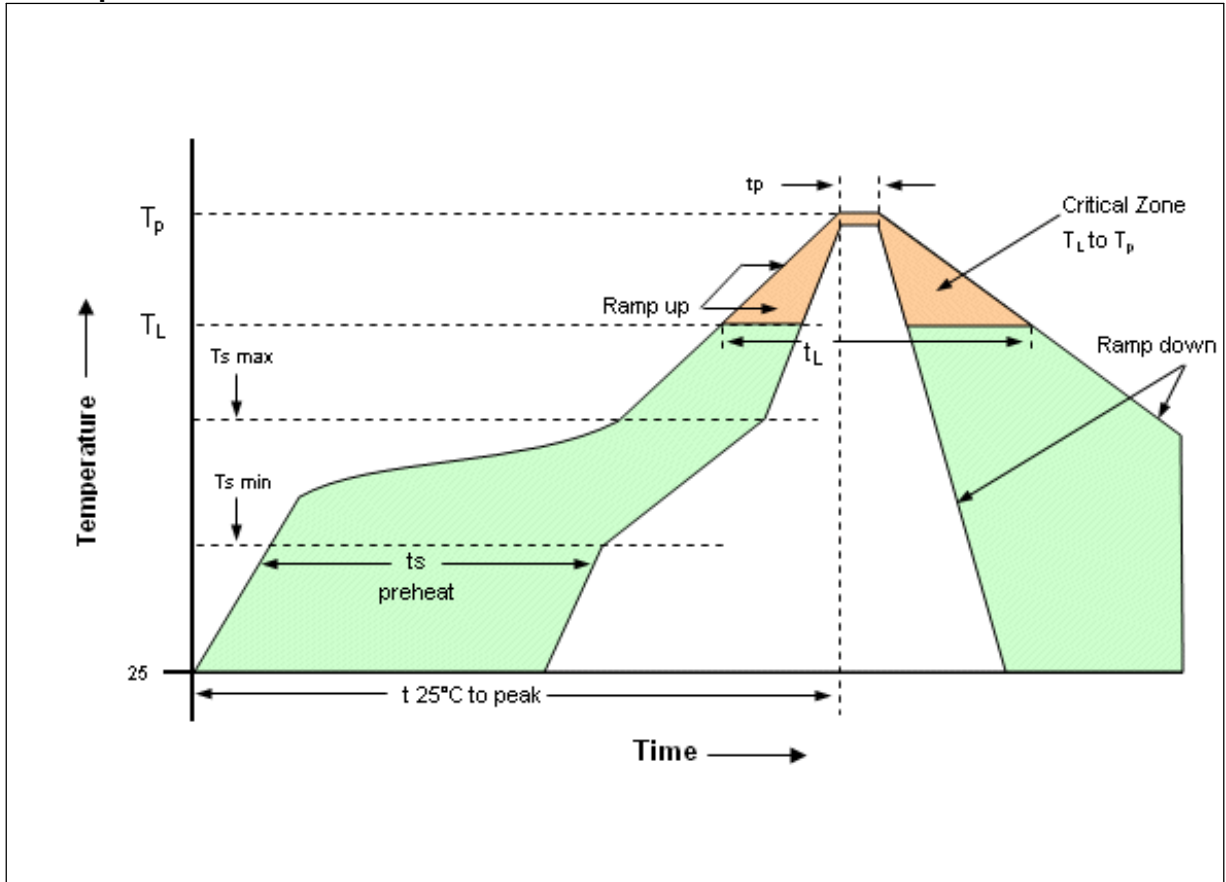
Parameter	Min	Typ	Max	Units	Condition
Operable temperature range	-40		85	°C	
Storage temperature range	-40		85	°C	

Enclosure



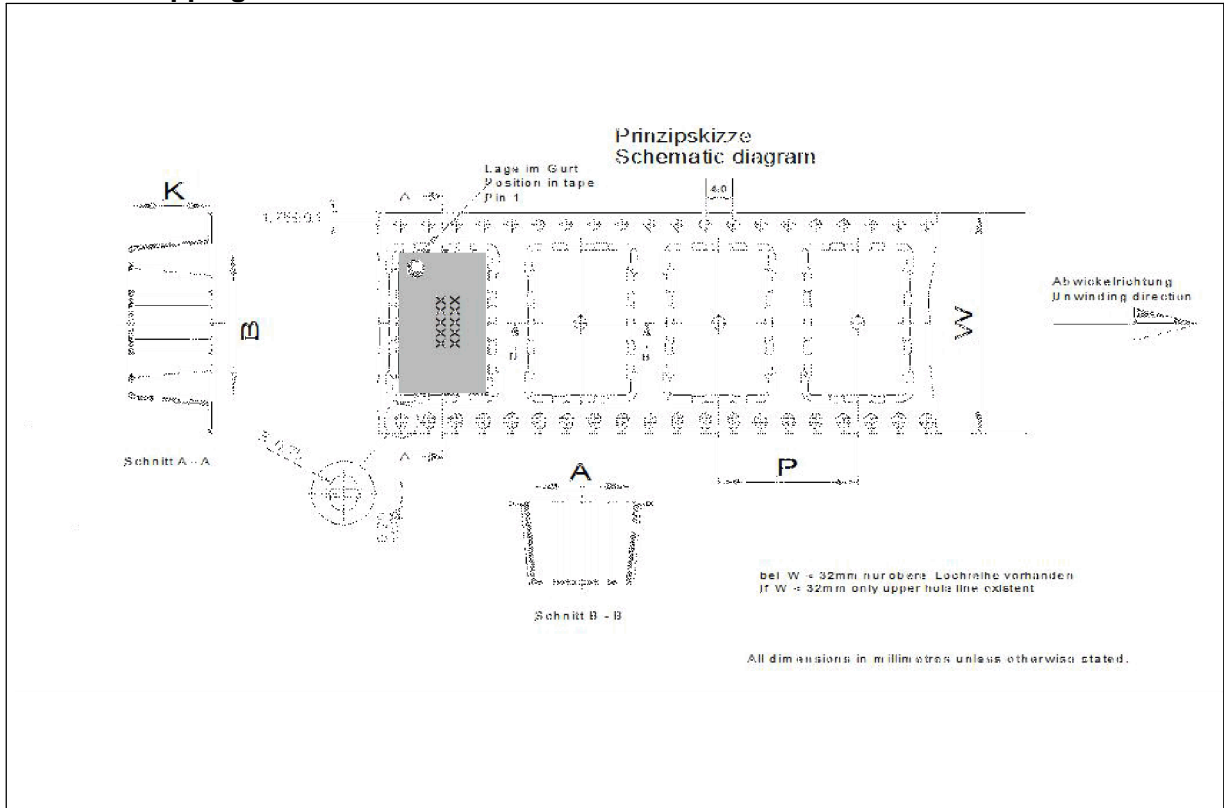
all units in mm

Reflow profile



Profile Feature	Pb-Free Assembly/Sn-Pb Assembly
Average ramp-up rate (TL to Tp)	3°C/second max.
Preheat -Temperature Min (T _{smin})	150°C
-Temperature Min (T _{smax})	200°C
-Time (min to max) (t _s)	60-180 seconds
T _{smax} to TL - Ramp-up Rate	3°C/second max.
Time maintainted above - Temperature (TL)	217°C
- Time (t _L)	60-150 seconds
Peak Temperature (T _p)	max 260°C
Time within 5°C of actual Peak Temperature (t _p)	20-40 seconds
Ramp-down Rate	6°C/second max.
Time 25°C to Peak Temperature	8 minutes max.
Note: All temperatures refer to topside of the package, measured on the package body surface.	
Additional Information	
This SMD oscillator has been designed for pick and place reflow soldering.	

Standard shipping method



Tape width W [mm]	Quantity per meter	Quantity per reel	P [mm]	A [mm]	B [mm]	K [mm]
16	125	750	8	5.4	7.4	2.7

Notes:

Unless otherwise stated all values are valid after warm-up time and refer to typical conditions for supply voltage, frequency control voltage, load, temperature (25°C).
Subject to technical modification.

For Additional Information, Please Contact

<p>USA: Vectron International 267 Lowell Road Hudson, NH 03051 Tel: 1.888.328.7661 Fax: 1.888.329.8328</p>	<p>Europe: Vectron International Landstrasse, D-74924 Neckarbischofsheim, Germany Tel: +49 (0) 7268.801.100 Fax: +49 (0) 7268.801.282</p>	<p>Asia: Vectron International 1589 Century Avenue, the 19th Floor Chamtime International Financial Center Shanghai, China Tel: 86.21.6081.2888 Fax: 86.21.6163.3598</p>
---	--	---

Disclaimer

Vectron International reserves the right to make changes to the product(s) and/or information contained herein without notice. No liability is assumed as a result of their use or application. No rights under any patent accompany the sale of any such product(s) or information.