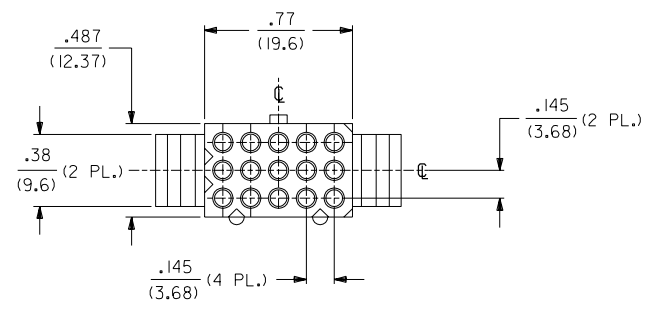
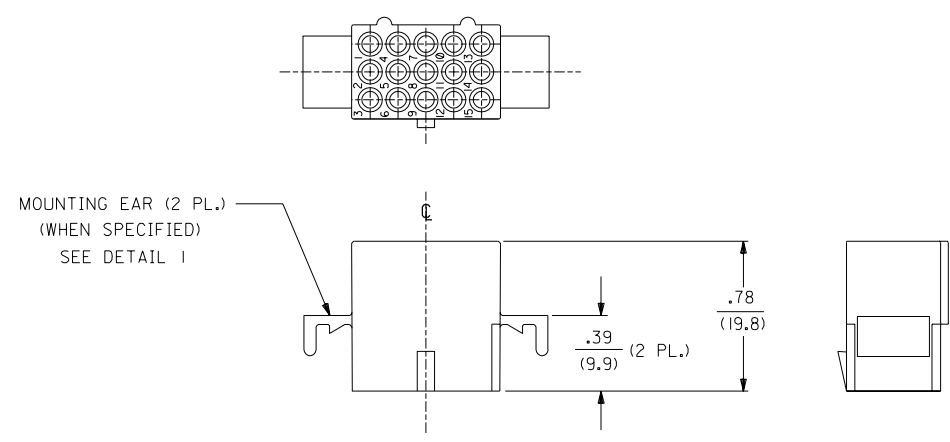


PLUG HOUSING



RECEPTACLE HOUSING

CHART AND NOTES ON SHEET 2

G	OBSOLETE P/N UCP2003-1545 AELHAG, 03/01/16			
F	REVISED PER ECR U1 0237 GK 1/8/91 RW			
E	REDRAWN ON CAD ECR U0 0854 GK 11/1/90 RW			
F 2	G			
F 1	G			
MFG.	SH.	REV.	LTR.	REVISIONS

DIMENSIONS SHOWN (METRIC) INCH		UNLESS OTHERWISE SPECIFIED TOLERANCES: ANGULAR ± .08°		REVISIONS ONLY ON CAD SYSTEM	
3 PLACE ± .010		---		TITLE	
2 PLACE ± .014		± 0.25		.062/(1.57) HOUSING, PLUG & RECEPTACLE, 15 CKT., .145/(3.68) CTRS., POSITIVE LOCK	
1 PLACE ---		± 0.36		MOLEX INCORPORATED	
DRAFT WHERE APPLICABLE MUST REMAIN WITHIN DIMENSIONS		PART NO.		SHEET NO.	
DRWG. BY: GW		CHK'D. BY: RW		DATE: 11/1/90	
APP'D. BY: GW		SCALE: 2:1		U.S.A. 1 of 2	
FILE NAME: S16251571.DGN		SEE CHART		SD-1625-15*7*	
THIS DRAWING CONTAINS INFORMATION THAT IS PROPRIETARY TO MOLEX INC. AND SHOULD NOT BE USED WITHOUT WRITTEN PERMISSION.		DIV. CP		SIZE	

PLUG		RECEPTACLE		
PART NO.	ENG. NO.	PART NO.	ENG. NO.	
03-06-2158	1625-15P7I	03-06-1158	1625-15R7I	
03-06-2157	1625-15P7	03-06-1157	1625-15R7	
PRELIMINARY	1625-15P7BK I	PRELIMINARY	1625-15R7BK I	
03-06-7157	1625-15P7BK	03-06-6157	1625-15R7BK	OBSOLETE

LEGEND:

1625-15*7***

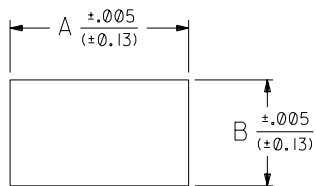
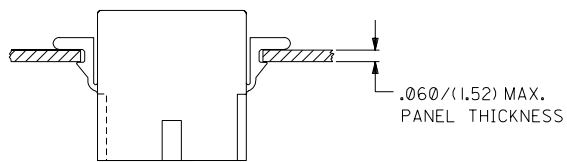
CIRCUIT SIZE

P = PLUG
R = RECEPTACLE

POSITIVE LOCK VERSION

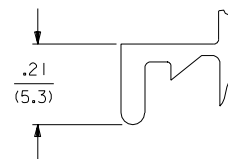
MOUNTING OPTION:
BLANK = WITH STANDARD EARS
I = WITHOUT EARS

COLOR:
BLANK = NATURAL COLOR
AM = AMBER BK = BLACK BU = BLUE
BN = BROWN GY = GRAY GN = GREEN
OR = ORANGE RD = RED YW = YELLOW



RECOMMENDED HOLE PATTERN

RECEP.	.934 (23.72)	.563 (14.30)
PLUG	1.042 (26.47)	.614 (15.60)
PART	DIM. A	DIM. B



DETAIL I

STANDARD MOUNTING EAR
SCALE 4:1

NOTES:

1. MATERIAL: NYLON TYPE 6/6, 94V-2.
2. THIS PART COMPLIES WITH MOLEX PRODUCT SPEC. 02-06.
3. THIS HOUSING FOR USE WITH .062/(1.57) DIA. TERMINALS.

DIMENSIONS SHOWN (METRIC) INCH		UNLESS OTHERWISE SPECIFIED TOLERANCES: ANGULAR \pm DMS		REVISE ONLY ON CAD SYSTEM	
INCH	METRIC	INCH	METRIC	TITLE	DATE
3 PLACE \pm .010	---	10	---	.062/(1.57) HOUSING, PLUG & RECEPTACLE, 15 CKT., .145/(3.68) CTRS., POSITIVE LOCK	11 / 1 / 90
2 PLACE \pm .014	\pm 0.25			MOLEX INCORPORATED	
1 PLACE ---	\pm 0.36			U.S.A.	
DRAFT WHERE APPLICABLE MUST REMAIN WITHIN DIMENSIONS				FROM: LISLE, ILL. 60532	SHEET NO. 2
DRWG. BY: GKC	CHK'D. BY: RW	PART NO. SEE CHART		DRWG. NO. SD-1625-15*7*	
APP'D. BY: GWF	SCALE: 2 : 1	FILE NAME: S16251572.DGN		DIV. CP	
LTR. REVISIONS		LTR. REVISIONS		THIS DRAWING CONTAINS INFORMATION THAT IS PROPRIETARY TO MOLEX INC. AND SHOULD NOT BE USED WITHOUT WRITTEN PERMISSION.	