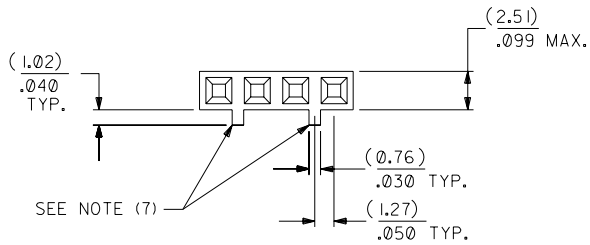


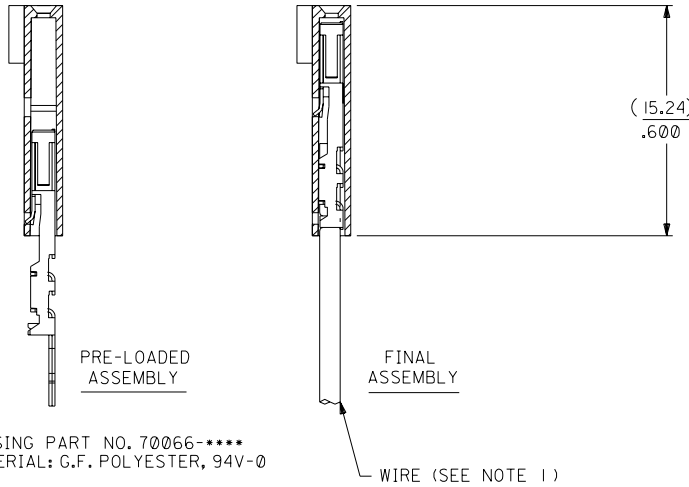
OPTION C

NOTES:

- TO BE USED WITH (24) AWG. STRANDED WIRE WITH (1.35)/.053 DIA. MAX. INSULATION.
- SEE CHART FOR CIRCUIT SIZES.
- STANDARD PACKAGING PER PK-70400-0001. OPTIONAL PACKAGING MAY BE AVAILABLE, REQUEST DWG. PK-70400
- PARTS STACKABLE END TO END ON (2.54)/.100 CENTERS.
- REFER TO PRODUCT SPECIFICATION: PS-70400.
- SEE DWG. SDA-70400-**** (SHT. 5) FOR OPTIONAL HOUSING DETAILS.
- 4 CIRCUIT SHOWN. 4 - 25 CKT'S. HAVE (2) RIBS.
- TO MATE WITH MOLEX PART NO'S.: A-70374-****, A-70376-****, A-70390-****, A-70392-****, A-70544-****, A-70554-****, A-70542-****, A-70552-****, A-70546-****, A-70556-****.
- 2 CIRCUIT ASSEMBLIES SUPPLIED AS GROUPED PAIRS.

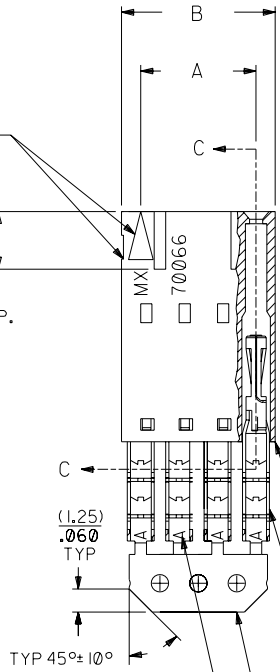


SECTION C-C



CIRCUIT NO. 1
SLOT OR ARROW

(3.81)
.150 TYP.



HOUSING PART NO. 70066-****
MATERIAL: G.F. POLYESTER, 94V-0

TERMINAL PART NO. 70028-****
MATERIAL: PHOSPHOR BRONZE
PLATING PER ES-88-***

TIN - .000150 MIN. TIN OVER
.000050 MIN. NICKEL PLATE.

I.D. SLOT CODE TO WIRE GAUGE CHART

I.D. SLOT CODE	WIRE GAUGE
A	24 AWG.

PLATING CODE (STRIPE ON CARRIER STRIP)

PLATING	COLOR
TIN	NONE

CKT. SIZE	A	B	EDP. NO.	ENG. NO.
2	(2.54) .100	(5.05) .199	14-60-0027	A-70400-0036
3	(5.08) .200	(7.59) .299	14-60-0037	A-70400-0037
4	(7.62) .300	(10.13) .399	14-60-0047	A-70400-0038
5	(10.16) .400	(12.67) .499	14-60-0057	A-70400-0039
6	(12.70) .500	(15.21) .599	14-60-0067	A-70400-0040
7	(15.24) .600	(17.75) .699	14-60-0077	A-70400-0041
8	(17.78) .700	(20.29) .799	14-60-0087	A-70400-0042
9	(20.32) .800	(22.83) .899	14-60-0097	A-70400-0043
10	(22.86) .900	(25.37) .999	14-60-0107	A-70400-0044
11	(25.54) 1.000	(27.91) 1.099	14-60-0117	A-70400-0045
12	(27.94) 1.100	(30.45) 1.199	14-60-0127	A-70400-0046
13	(30.48) 1.200	(32.99) 1.299	14-60-0137	A-70400-0047
14	(33.02) 1.300	(35.53) 1.399	14-60-0147	A-70400-0048
15	(35.56) 1.400	(38.07) 1.499	14-60-0157	A-70400-0049
16	(38.01) 1.500	(40.61) 1.599	14-60-0167	A-70400-0050
17	(40.64) 1.600	(43.15) 1.699	14-60-0177	A-70400-0051
18	(43.18) 1.700	(45.69) 1.799	14-60-0187	A-70400-0052
19	(45.72) 1.800	(48.23) 1.899	14-60-0197	A-70400-0053
20	(48.26) 1.900	(50.77) 1.999	14-60-0207	A-70400-0054
21	(50.80) 2.000	(53.31) 2.099	14-60-0217	A-70400-0055
22	(53.34) 2.100	(55.85) 2.199	14-60-0227	A-70400-0056
23	(55.88) 2.200	(58.39) 2.299	14-60-0237	A-70400-0057
24	(58.42) 2.300	(60.93) 2.399	14-60-0247	A-70400-0058
25	(60.96) 2.400	(63.47) 2.499	14-60-0257	A-70400-0059

*THE PRIMARY SHIPPING CARTON WILL BE LABELED "COMPLIANT TO ROHS DIRECTIVE 2002/95/EC AND ELV ANNEX II OF DIRECTIVE 2000/53/EC". CARTONS WITHOUT THIS LABEL MAY CONTAIN PRODUCT WITH LEAD.

G	LEAD FREE UCP2004-1769 RWHITE 04/03/17	E	REVISED PER ECR NO. U82110 10-17-88 BJS	DIMENSIONS SHOWN (METRIC) INCH UNLESS OTHERWISE SPECIFIED TOLERANCES: ANGULAR ± 1/2°		▽ = 0 ▼ = 0	REVISE ONLY ON CAD SYSTEM																								
FI	ADD CARRIER CHAMF ECN #UDT1998-0280 05/20/98 LMCGRATH	D	REVISE PER ECR #U80110 2/3/88 MJM	<table border="1"> <thead> <tr> <th></th> <th>INCH</th> <th>METRIC</th> </tr> </thead> <tbody> <tr> <td>3 PLACE</td> <td>± .010</td> <td>---</td> </tr> <tr> <td>2 PLACE</td> <td>± .014</td> <td>± 0.25</td> </tr> <tr> <td>1 PLACE</td> <td>---</td> <td>± 0.35</td> </tr> </tbody> </table>			INCH	METRIC	3 PLACE	± .010	---	2 PLACE	± .014	± 0.25	1 PLACE	---	± 0.35	<table border="1"> <tr> <td colspan="2">TITLE</td> <td colspan="2">ASSEMBLY, SL CONNECTOR (SINGLE ROW- (2.54)/.100 GRID)</td> </tr> <tr> <td colspan="2">MOLEX INCORPORATED</td> <td>SHEET NO.</td> <td>DATE</td> </tr> <tr> <td colspan="2">LITSE,ILL. 60532</td> <td>U.S.A.</td> <td>10/09/84</td> </tr> </table>		TITLE		ASSEMBLY, SL CONNECTOR (SINGLE ROW- (2.54)/.100 GRID)		MOLEX INCORPORATED		SHEET NO.	DATE	LITSE,ILL. 60532		U.S.A.	10/09/84
	INCH	METRIC																													
3 PLACE	± .010	---																													
2 PLACE	± .014	± 0.25																													
1 PLACE	---	± 0.35																													
TITLE		ASSEMBLY, SL CONNECTOR (SINGLE ROW- (2.54)/.100 GRID)																													
MOLEX INCORPORATED		SHEET NO.	DATE																												
LITSE,ILL. 60532		U.S.A.	10/09/84																												
F	164 PLATING WAS 102 PER ECR # U30941 07/07/93 REED	C	REDRAWN ON CAD ECR# 8842 5/8/86 W.Z.	<table border="1"> <tr> <td>DRWG. BY</td> <td>WAZ</td> <td>CHK'D. BY</td> <td>WAZ</td> </tr> <tr> <td>APP'D. BY</td> <td></td> <td>SCALE</td> <td>4 : 1</td> </tr> </table>		DRWG. BY	WAZ	CHK'D. BY	WAZ	APP'D. BY		SCALE	4 : 1	<table border="1"> <tr> <td colspan="2">PART NO.</td> <td colspan="2">SDA-70400-0036-0059</td> </tr> <tr> <td colspan="2">SEE CHART</td> <td colspan="2"></td> </tr> <tr> <td>FILE NAME</td> <td>570400CX1</td> <td>THIS DRAWING CONTAINS INFORMATION THAT IS PROPRIETARY TO MOLEX INC. AND SHOULD NOT BE USED WITHOUT WRITTEN PERMISSION.</td> <td>DIV. SIZE</td> </tr> <tr> <td></td> <td></td> <td></td> <td>DA C</td> </tr> </table>		PART NO.		SDA-70400-0036-0059		SEE CHART				FILE NAME	570400CX1	THIS DRAWING CONTAINS INFORMATION THAT IS PROPRIETARY TO MOLEX INC. AND SHOULD NOT BE USED WITHOUT WRITTEN PERMISSION.	DIV. SIZE				DA C
DRWG. BY	WAZ	CHK'D. BY	WAZ																												
APP'D. BY		SCALE	4 : 1																												
PART NO.		SDA-70400-0036-0059																													
SEE CHART																															
FILE NAME	570400CX1	THIS DRAWING CONTAINS INFORMATION THAT IS PROPRIETARY TO MOLEX INC. AND SHOULD NOT BE USED WITHOUT WRITTEN PERMISSION.	DIV. SIZE																												
			DA C																												
LTR.	REVISIONS	LTR.	REVISIONS																												