

Silicon PNP Power Transistors

2SB1368

DESCRIPTION

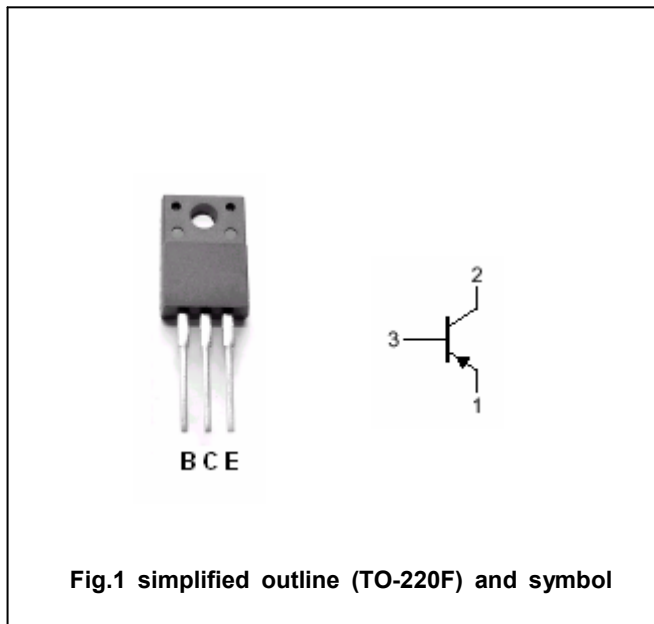
- With TO-220F package
- Complement to type 2SD2060
- Low collector saturation voltage:  
 $V_{CE(SAT)} = -1.7V(\text{Max})$  at  $I_C = -3A, I_B = -0.3A$
- Collector power dissipation:  
 $P_C = 25W(T_C = 25^\circ\text{C})$

APPLICATIONS

- With general purpose applications

PINNING

PIN	DESCRIPTION
1	Emitter
2	Collector
3	Base



Absolute maximum ratings ( $T_a = 25^\circ\text{C}$ )

SYMBOL	PARAMETER	CONDITIONS	VALUE	UNIT
$V_{CBO}$	Collector-base voltage	Open emitter	-80	V
$V_{CEO}$	Collector-emitter voltage	Open base	-80	V
$V_{EBO}$	Emitter-base voltage	Open collector	-5	V
$I_C$	Collector current		-4	A
$I_B$	Base current		-0.4	A
$P_C$	Collector dissipation	$T_a = 25^\circ\text{C}$	2.0	W
		$T_C = 25^\circ\text{C}$	25	
$T_j$	Junction temperature		150	$^\circ\text{C}$
$T_{stg}$	Storage temperature		-55~150	$^\circ\text{C}$

## Silicon PNP Power Transistors

## 2SB1368

## CHARACTERISTICS

T<sub>j</sub>=25°C unless otherwise specified

SYMBOL	PARAMETER	CONDITIONS	MIN	TYP.	MAX	UNIT
V <sub>(BR)CEO</sub>	Collector-emitter breakdown voltage	I <sub>C</sub> =-50mA ; I <sub>B</sub> =0	-80			V
V <sub>CEsat</sub>	Collector-emitter saturation voltage	I <sub>C</sub> =-3A ; I <sub>B</sub> =-0.3A		-1.0	-1.7	V
V <sub>BE</sub>	Base-emitter on voltage	I <sub>C</sub> =-3A ; V <sub>CE</sub> =-5V		-1.0	-1.5	V
I <sub>CBO</sub>	Collector cut-off current	V <sub>CB</sub> =-80V ; I <sub>E</sub> =0			-30	μA
I <sub>EBO</sub>	Emitter cut-off current	V <sub>EB</sub> =-5V ; I <sub>C</sub> =0			-100	μA
h <sub>FE-1</sub>	DC current gain	I <sub>C</sub> =-0.5A ; V <sub>CE</sub> =-5V	40		240	
h <sub>FE-2</sub>	DC current gain	I <sub>C</sub> =-3A ; V <sub>CE</sub> =-5V	15			
f <sub>T</sub>	Transition frequency	I <sub>C</sub> =-0.5A ; V <sub>CE</sub> =-5V		9.0		MHz
C <sub>OB</sub>	Collector output capacitance	f=1MHz ; V <sub>CB</sub> =10V		130		pF

◆ h<sub>FE-1</sub> Classifications

R	O	Y
40-80	70-140	120-240

Silicon PNP Power Transistors

2SB1368

PACKAGE OUTLINE

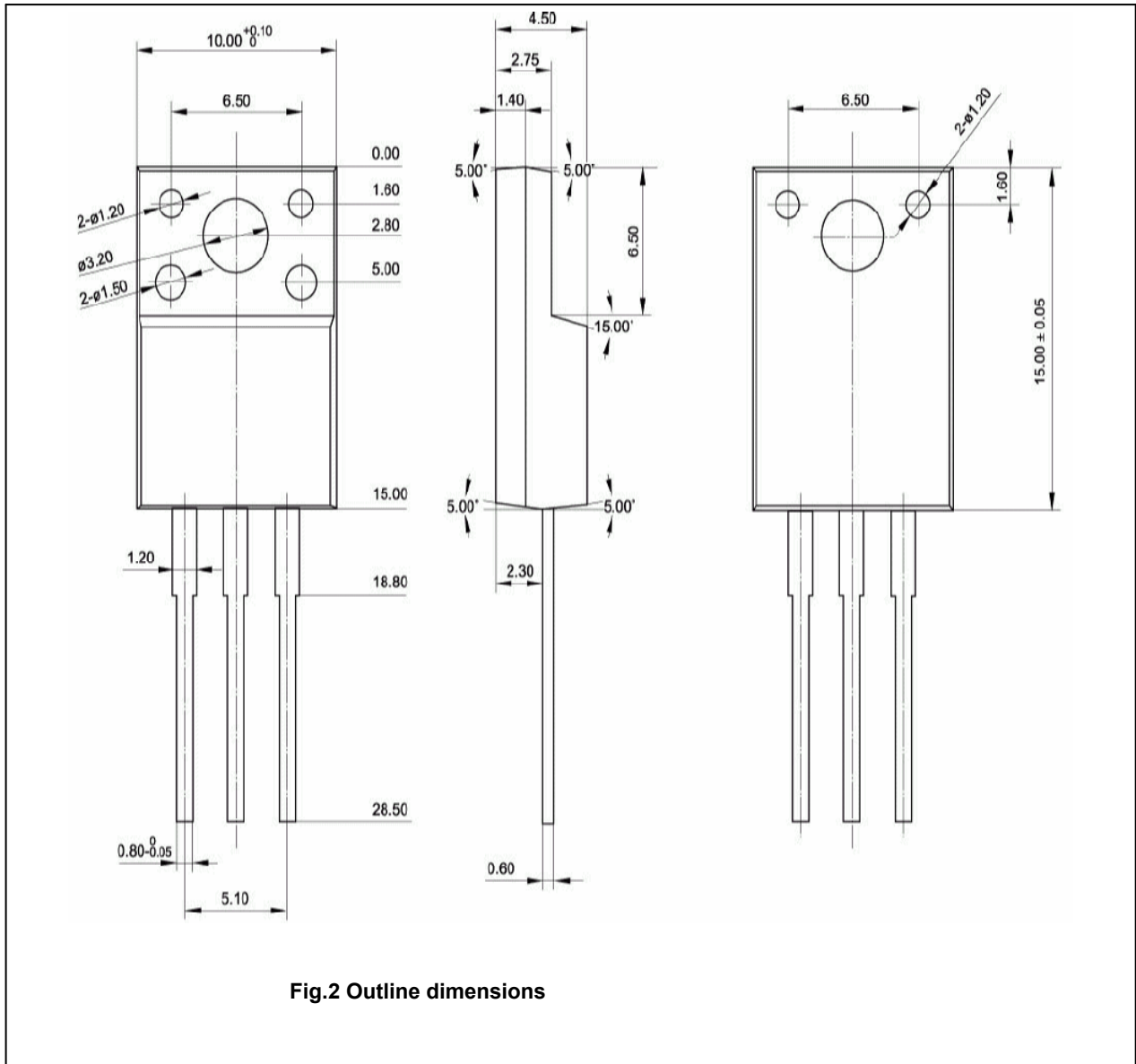


Fig.2 Outline dimensions

Silicon PNP Power Transistors

2SB1368

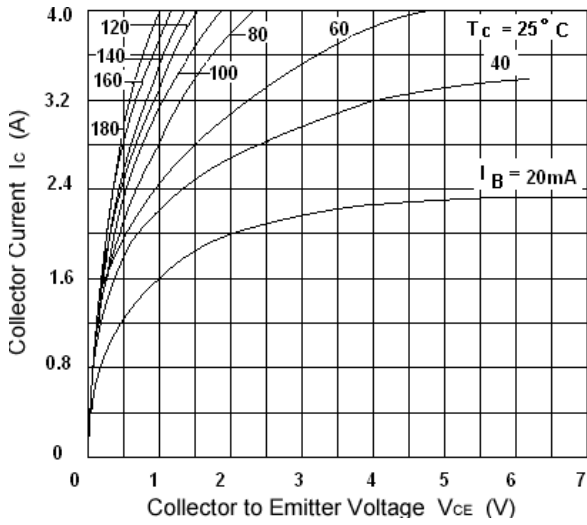


Fig.3 Static Characteristic

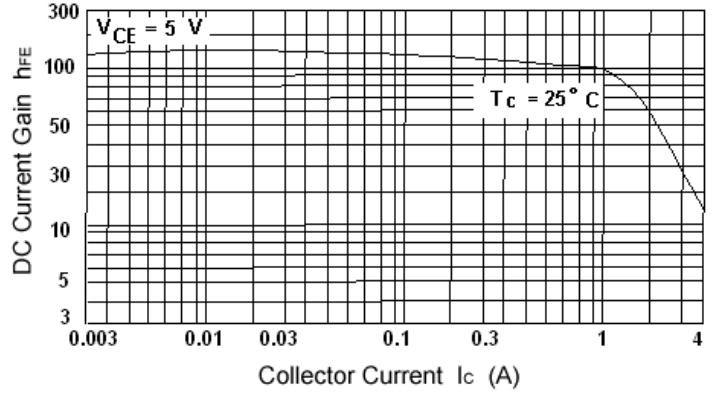


Fig.4 DC current Gain

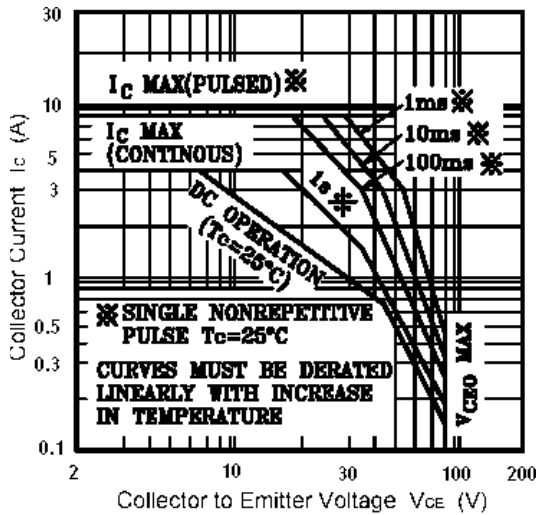


Fig.5 Safe Operating Area

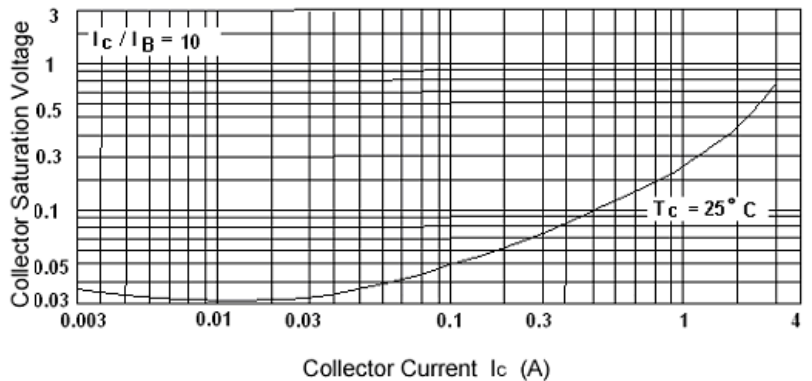


Fig.6 Collector-Emitter Saturation Voltage