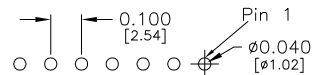
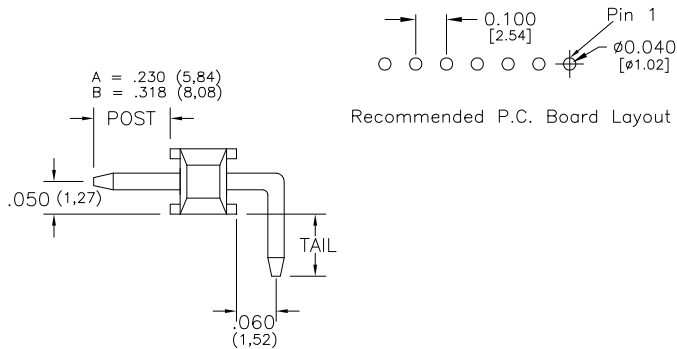
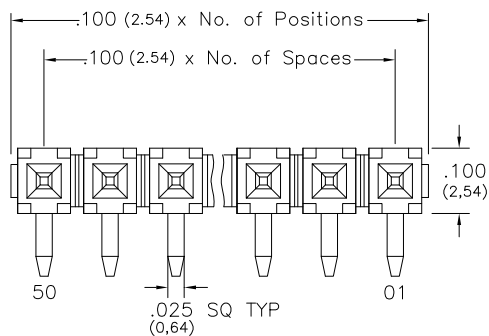
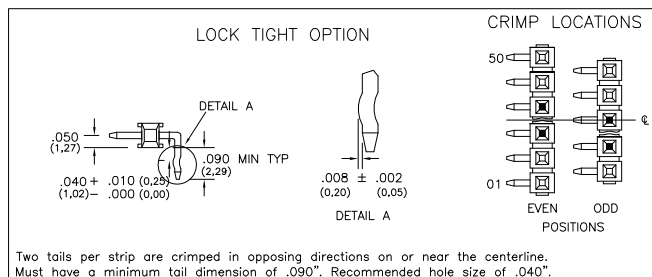
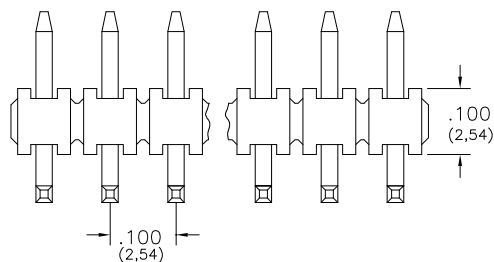


Major League Electronics .100 cl Low Profile Terminal Strip Header - Right Angle



Recommended P.C. Board Layout



Tails may be clipped to achieve desired pin length

Ordering Information

LTSHR-1 - S - - - - - - - - LF

Pins Per Row
01 - 50

Row Specification
S = Single Row

Lead Free

Every Other Pin Filled (.200 Centers)
Leave blank if not needed
E = Filled

Polarized Position
Leave blank if not needed
If required, specify empty pin position, e.g. 012 for Pin 12

Lock Tight "LT" (Optional)
Leave blank if not needed
LT = With

		Pin Option		
Tail With .230 Post	Tail With .318 Post			
.110	2.79mm	N/A	N/A	02
.210	5.33mm	.122	3.10mm	04
.310	7.87mm	.222	5.64mm	06
.410	10.42mm	.322	8.18mm	08
.510	12.95mm	.422	10.71mm	10
.610	15.49mm	.522	13.26mm	12
.710	18.03mm	.622	15.80mm	14
.810	20.57mm	.722	18.34mm	16
.910	23.61mm	.822	20.88mm	18
1.010	25.65mm	.922	23.42mm	20
1.110	28.19mm	1.022	25.96mm	22

Desired Post Height

A = .230 (5.84)
B = .318 (8.08)

Plating Options

G	- 10μ Gold on Contact area/Flash on Tail
T	- Matte Tin all Over
GT	- 10μ Gold on Contact Area / Matte Tin on Tail
H	- 30μ Gold on Contact Area / Matte Tin on Tail
F	- Gold Flash over Entire Pin

Specifications

Current Rating: 3.0 Ampere

Insulation Resistance: 1000MΩ Min.

Dielectric Withstanding: 600V AC

Contact Resistance: 20 mΩ Max.

Operating Temperature: -40°C to + 105°C

Max. Process Temperature:

Peak: 260°C up to 20 secs.

Process: 230°C up to 60 secs.

Wave: 260°C up to 6 secs.

Manual Solder: 350°C up to 5 secs.

Materials

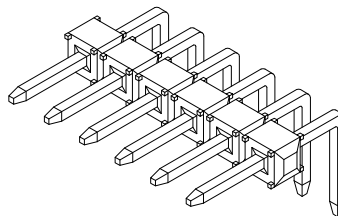
Contact Material: Phosphor Bronze

Insulator Material: Nylon 6T

Plating: Au or Sn over 50μ" (1.27) Ni

Mates with:

BCSS,
BSSH,
BSSHC,
BSSQ,
BSSQC,
BSSQM,
LBCSS,
LSMBC,
LSWSS,
SMBC,
SSHQ,
SSHQR,
SSHR,
SSHS,
SSHSM



Products cut to specific sizes are uncancellable/nonreturnable

Parts are subject to change without notice

LTSHR-1-S SERIES

.100 cl Single Row - Right Angle
Low Profile Terminal Strip Header

17 JAN 07

Scale
NTS

UNLESS OTHERWISE SPECIFIED
DIMENSIONS IN INCHES (MM)
TOLERANCES ARE:

ONE PLACE DECIMALS ±.100
TWO PLACE DECIMALS ±.010
THREE PLACE DECIMALS ±.005
FOUR PLACE DECIMALS ±.0020
ANGLES
±.5°



4235 Earnings Way, New Albany, Indiana, 47150, USA
1-800-782-3486 (USA/Canada/Mexico)

Tel: 812-944-7244

Fax: 812-944-7268

E-mail: mle@mlelectronics.com

Web: www.mlelectronics.com

Edition
1

Sheet
1/1