

Coaxial

Adapter, SMA-F to SMA-M

SF-MQK50+

50Ω

DC to 18 GHz



Maximum Ratings

Operating Temperature	-55°C to 100°C
Storage Temperature	-55°C to 100°C

Permanent damage may occur if any of these limits are exceeded.

Features

- quick connect/disconnect mating
- excellent VSWR, 1.05:1 typ. up to 12.4 GHz and 1.15:1 typ. up to 18 GHz
- low cost adapters, available from stock
- rugged stainless steel body, gold plated

CASE STYLE: DJ836

Connectors	Model	Price	Qty.
Conn1 SMA-F	Conn2 SMA-M SF-MQK50+	\$5.95 ea.	(1-49)

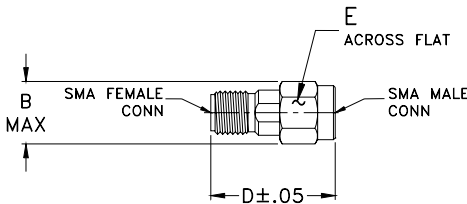
Applications

- connector saver
- cable extender

+RoHS Compliant

The +Suffix identifies RoHS Compliance. See our web site for RoHS Compliance methodologies and qualifications

Outline Drawing



Outline Dimensions (inch/mm)

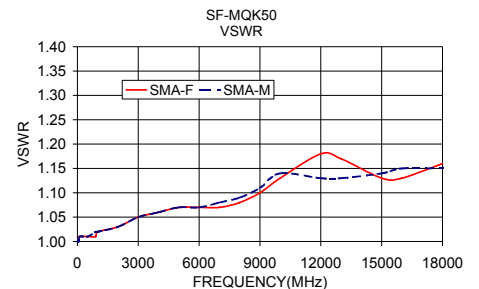
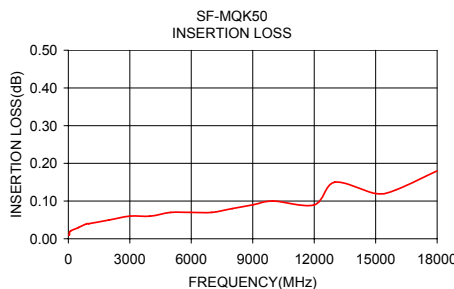
A	B	C	D	E	wt
--	.36	--	0.72	.312	grams
--	9.14	--	18.29	7.92	3.2

Electrical Specifications T_{AMB}=25°C

FREQUENCY (GHz)	INSERTION LOSS (dB)	VSWR (:1) Max.		
		DC-8 GHz	DC-12.4 GHz	DC-18 GHz
f _L -f _U	Typ.			
DC-18	0.1	1.15	1.25	1.25

Typical Performance Data

Frequency (MHz)	Insertion Loss (dB)	VSWR (:1)	
		SMA-F	SMA-M
10.00	0.01	1.00	1.00
50.00	0.01	1.00	1.00
100.00	0.02	1.01	1.01
500.00	0.03	1.01	1.01
900.00	0.04	1.01	1.02
1000.00	0.04	1.02	1.02
2000.00	0.05	1.03	1.03
3000.00	0.06	1.05	1.05
4000.00	0.06	1.06	1.06
5000.00	0.07	1.07	1.07
6000.00	0.07	1.07	1.07
7000.00	0.07	1.07	1.08
8000.00	0.08	1.08	1.09
9000.00	0.09	1.10	1.11
10000.00	0.10	1.13	1.14
12000.00	0.09	1.18	1.13
13000.00	0.15	1.17	1.13
15000.00	0.12	1.13	1.14
16000.00	0.13	1.13	1.15
18000.00	0.18	1.16	1.15



For detailed performance specs & shopping online see web site

P.O. Box 350166, Brooklyn, New York 11235-0003 (718) 934-4500 Fax (718) 332-4661 The Design Engineers Search Engine Provides ACTUAL Data Instantly at minicircuits.com

Notes: 1. Performance and quality attributes and conditions not expressly stated in this specification sheet are intended to be excluded and do not form a part of this specification sheet. 2. Electrical specifications and performance data contained herein are based on Mini-Circuit's applicable established test performance criteria and measurement instructions. 3. The parts covered by this specification sheet are subject to Mini-Circuits standard limited warranty and terms and conditions (collectively, "Standard Terms"); Purchasers of this part are entitled to the rights and benefits contained therein. For a full statement of the Standard Terms and the exclusive rights and remedies thereunder, please visit Mini-Circuits' website at www.minicircuits.com/MCLStore/terms.jsp.

REV. OR
M101545
SF-MQK50+
EE-11687/1
TB/BC/CP
090728