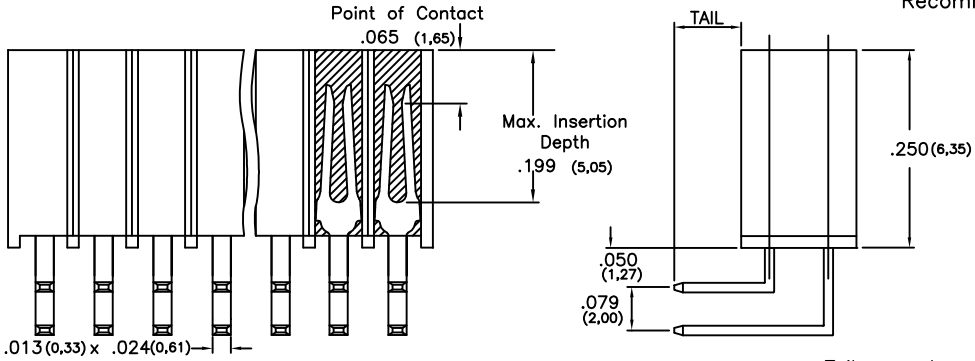
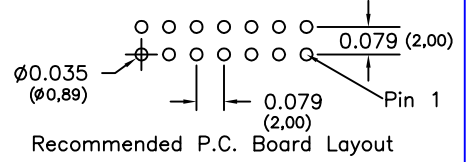
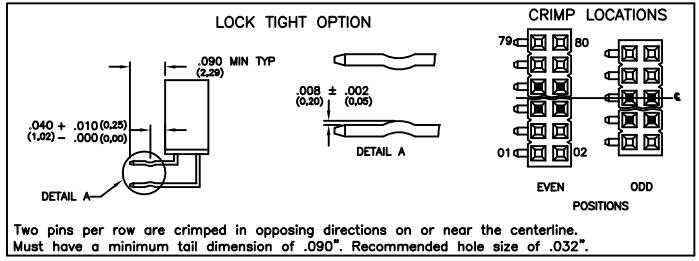
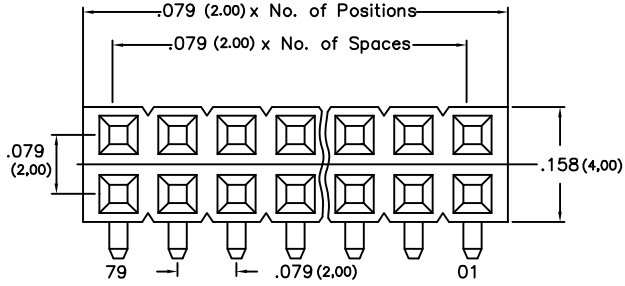
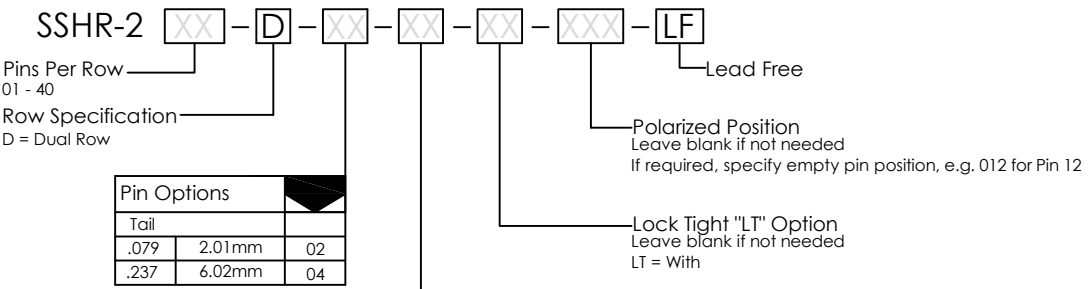


Major League Electronics .079 cl Socket Strips - Right Angle



Tails may be clipped to achieve desired pin length

Ordering Information



Pin Options		
Tail		
.079	2.01mm	02
.237	6.02mm	04

Plating Options	
G	10µ Gold on Contact Area / Flash on Tail
T	Matte Tin All Over
GT	10µ Gold on Contact Area / Matte Tin on Tail
H	30µ Gold on Contact Area / Matte Tin on Tail
F	Gold Flash over Entire Pin

Specifications

Insertion Force - Single Contact only - H Plating:
4oz. (1,11N) avg with .079 (2,00mm) sq. pin

Withdrawal Force - Single Contact only - H Plating:
3oz. (0,83N) avg with .079 (2,00mm) sq. pin

Current Rating: 2.0 Ampere

Insulation Resistance: 1000MΩ Min.

Dielectric Withstanding: 500V AC

Contact Resistance: 10 mΩ Max.

Operating Temperature: -40°C to + 105°C

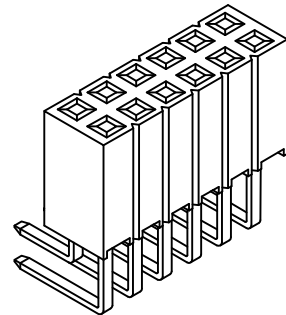
Max. Process Temperature:

- Peak: 260°C up to 10 secs.
- Process: 230°C up to 60 secs.
- Wave: 260°C up to 6 secs.
- Manual Solder: 350°C up to 5 secs.

Materials

Contact Material: Phosphor Bronze
Insulator Material: Nylon 6T
Plating: Au or Sn over 50µ" (1,27) Ni

- Mates with:
- BSTC,
 - BSTCM,
 - BSTCR,
 - BSTCRSM,
 - BSTS,
 - TBSTC,
 - TBSTCM,
 - TBSTS,
 - TSHC,
 - TSHCR,
 - TSHCRE,
 - TSHCRSM,
 - TSHR,
 - TSHRE,
 - TSHS,
 - TSHSCM,
 - TTSHC,
 - TTSHCR,
 - TTSHCRE,
 - TTSHR,
 - TTSHRE,
 - TTSHS,
 - TTSHSM



Products cut to specific sizes are uncancellable/nonreturnable

Parts are subject to change without notice

SSHR-2-D SERIES

.079cl Dual Row
Socket Strips - Right Angle

20 FEB 07

Scale
NTS

UNLESS OTHERWISE SPECIFIED
DIMENSIONS IN INCHES (MM)
TOLERANCES ARE:
ONE PLACE DECIMALS ±.100
TWO PLACE DECIMALS ±.010
THREE PLACE DECIMALS ±.005
FOUR PLACE DECIMALS ±.0020
ANGLES
±5°



4235 Earnings Way, New Albany, Indiana, 47150, USA
1-800-782-3486 (USA/Canada/Mexico)
Tel: 812-944-7244
Fax: 812-944-7268
E-mail: mle@mlelectronics.com
Web: www.mlelectronics.com

Revision
B

Sheet
1/2

Revisions

Revision B - (16th Feb 2009)

Amendment to 'body height' -
changed from .265 (6.73) to .250 (6.35)

SSHR-2-D SERIES

.079cl Dual Row
Socket Strips - Right Angle

20 FEB 07

Scale
NTS

UNLESS OTHERWISE SPECIFIED
DIMENSIONS IN INCHES (MM)
TOLERANCES ARE:

ONE PLACE DECIMALS ±.100
TWO PLACE DECIMALS ±.010
THREE PLACE DECIMALS ±.005
FOUR PLACE DECIMALS ±.0020
ANGLES
±5°



4235 Earnings Way, New Albany, Indiana, 47150, USA
1-800-782-3486 (USA/Canada/Mexico)

Tel: 812-944-7244
Fax: 812-944-7268

E-mail: mle@mlelectronics.com
Web: www.mlelectronics.com

Revision
B

Sheet
2/2